

KEY FEATURES

- High power handling: 250 / 50 W_{AES} (LF / HF)
- High sensitivity: 96 / 104 dB (LF / HF)
- Low resonant frequency: 61 Hz
- Low weight and compact common magnet system design
- Demodulating ring for low harmonic distortion
- PM4 diaphragm allows a natural sound
- Waterproof Carbon Fiber loaded paper cone with Santoprene surround for high efficiency
- 70° coverage horn for HF dispersion control

TECHNICAL SPECIFICATIONS

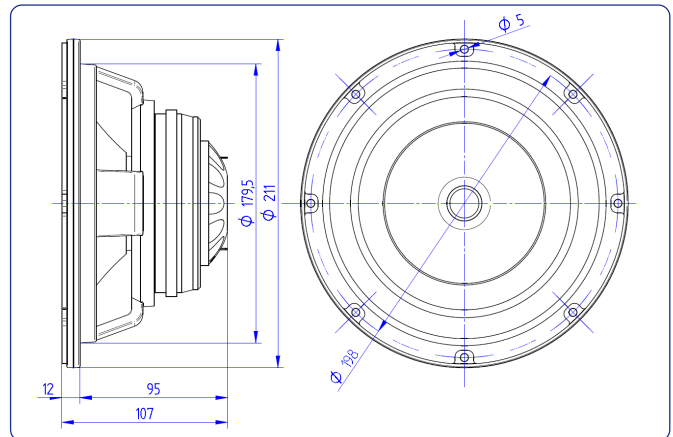
Nominal diameter	200 mm	8 in
Rated impedance (LF/HF)		8 / 8 Ω
Minimum impedance (LF/HF)		5,3 / 4,7 Ω
Power capacity* (LF/HF)	250 / 50 W _{AES}	
Program power (LF/HF)		500 / 100 W
Sensitivity (LF/HF**)	96 dB 1W @ Z _N	
	104 dB 1W @ Z _N	
Frequency range		40 - 20.000 Hz
Recom. HF crossover		1,5 kHz or higher (12 dB/oct min slope)
Voice coil diameter (LF/HF)	63,5 mm	2,5 in
	44,45 mm	1,75 in
BL factor		9,4 N/A
Moving mass		0,013 kg
Voice coil length		15 mm
Air gap height		7 mm
X_{damage} (peak to peak)		24 mm

THIELE-SMALL PARAMETERS***

Resonant frequency, f_s	61 Hz
D.C. Voice coil resistance, R_e	5,1 Ω
Mechanical Quality Factor, Q_{ms}	13,3
Electrical Quality Factor, Q_{es}	0,28
Total Quality Factor, Q_{ts}	0,27
Equivalent Air Volume to C_{ms}, V_{as}	36,2 l
Mechanical Compliance, C_{ms}	529 μm / N
Mechanical Resistance, R_{ms}	0,37 kg / s
Efficiency, η₀	2,8 %
Effective Surface Area, S_d	0,022 m ²
Maximum Displacement, X_{max} ****	6 mm
Displacement Volume, V_d	132 cm ³
Voice Coil Inductance, L_e @ 1 kHz	0,25 mH



DIMENSION DRAWINGS



MOUNTING INFORMATION

Overall diameter	212 mm	6,10 in
Bolt circle diameter	198 mm	5,57 in
Baffle cutout diameter:		
- Front mount	181 mm	7,12 in
- Rear mount	183 mm	7,20 in
Depth	108 mm	4,25 in
Volume displaced by driver	1,5 l	0,056 ft ³
Net weight	2,8 kg	6,13 lb
Shipping weight	3 kg	6,6 lb

Notes:

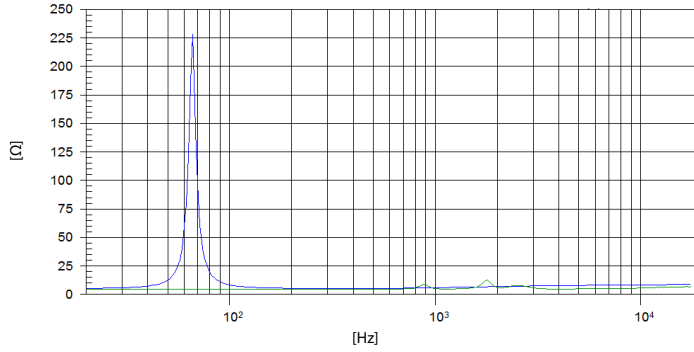
* The power capacity is determined according to AES2-1984 (r2003) standard. Program power is defined as the transducer's ability to handle normal music program material.

** Sensitivity was measured at 1m distance, on axis, with 1W input, averaged in the range 1 - 7 kHz.

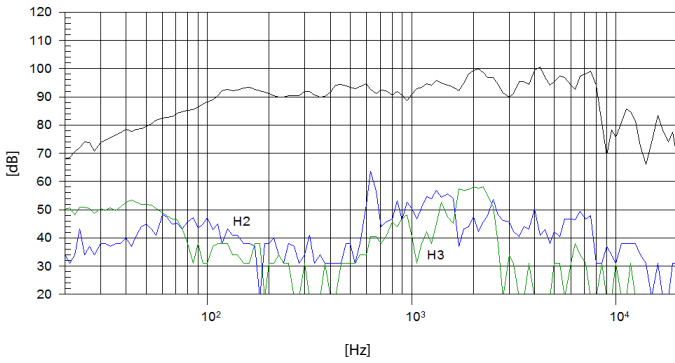
*** T-S parameters are measured after an exercise period using a preconditioning power test. The measurements are carried out with a velocity-current laser transducer and will reflect the long term parameters (once the loudspeaker has been working for a short period of time).

**** The X_{max} is calculated as (L_{vc} - H_{ag})/2 + (H_{ag}/3,5), where L_{vc} is the voice coil length and H_{ag} is the air gap height.

FREE AIR IMPEDANCE CURVE

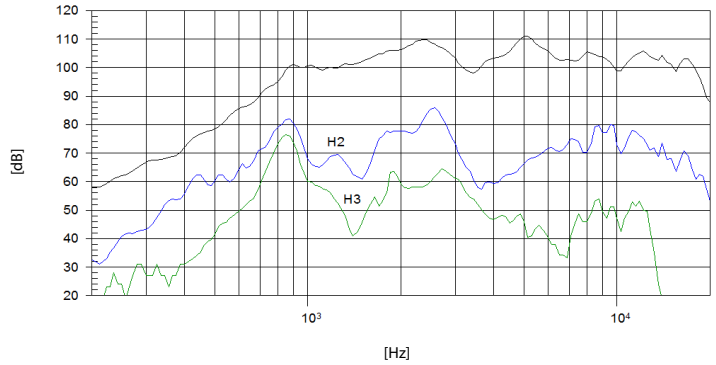


FREQUENCY RESPONSE LF



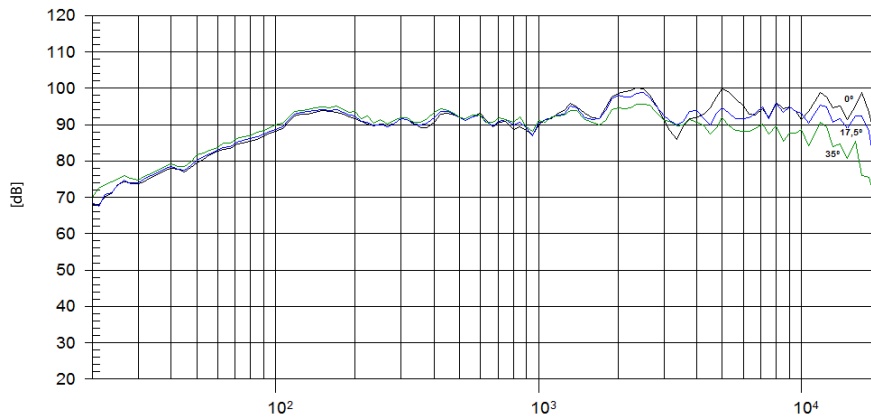
Note: On axis frequency response measured with loudspeaker standing on infinite baffle in anechoic chamber, 1W @ 1m

FREQUENCY RESPONSE HF



Note: On axis frequency response measured with loudspeaker standing on infinite baffle in anechoic chamber, 1W @ 1m

FILTERED AND OFF-AXIS FREQUENCY RESPONSE



Note: Filtered frequency response measured with loudspeaker standing on infinite baffle in anechoic chamber, 1W @ 1m with FD-2CX