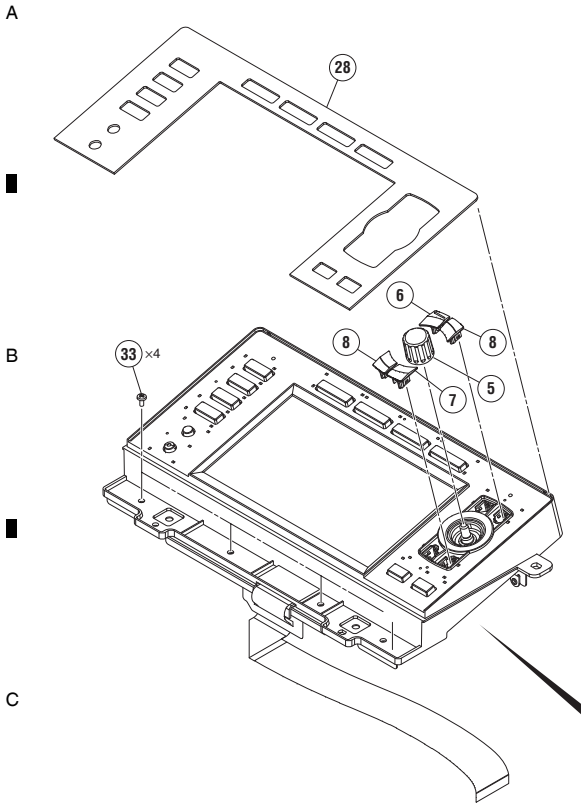
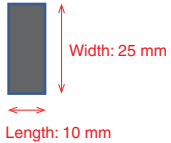


# 9.8 LCD SECTION

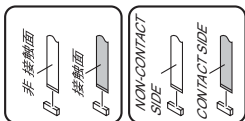
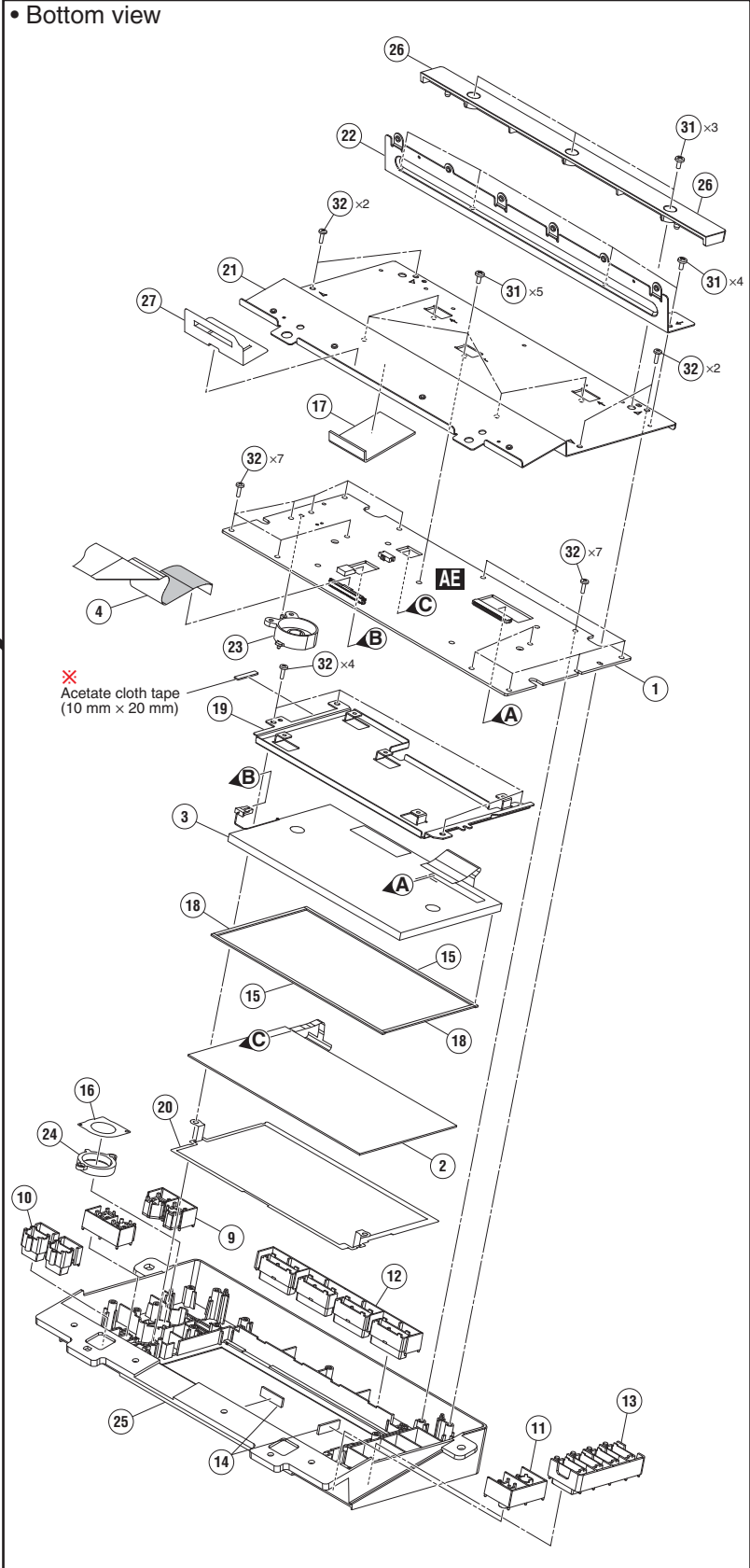
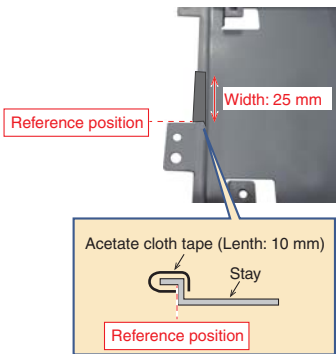


**Note ✖:**  
 If it exchanges the Stay (Ⓢ), be sure to use Acetate cloth tape.  
 If possible, reuse the original tape.  
 If cannot reuse, paste Acetate cloth tape of service parts as shown in the picture.  
 Incidentally, width of original tape is 10 mm, but width of service parts tape is 25 mm.

• Acetate cloth tape for Service



• Pasting position



## LCD SECTION PARTS LIST

<u>Mark No.</u>	<u>Description</u>	<u>Part No.</u>	
1	LCDB Assy	DWX4291	
2	Touch Panel	DSX1130	A
3	TFT LCD	DWX4375	
4	FFC	DDD1951	
5	Dial Knob	DAA1246	
6	Button	DAC3113	
7	Button	DAC3117	
8	Button	DAC3118	
9	Button	DAC3289	
10	Button	DAC3290	
11	Button	DAC3291	B
12	Button	DAC3292	
13	Button	DAC3484	
14	Packing/LCD	DEC3565	
15	Packing/L	DEC3568	
16	Light-D Sheet	DEC3613	
17	Sheet	DEC3741	
18	Packing	DEC3886	
19	Stay	DNH3309	
20	Plate	DNH3310	C
21	Shield Case	DNH3438	
22	Angle	DNH3439	
23	Holder	DNK6467	
24	Lens	DNK6468	
25	Panel	DNK6864	
26	Cover	DNK6865	
27	Barrier	DEC3888	
28	Plate	DAH3264	
29	•••••		D
30	•••••		
31	Screw	BBZ30P060FTB	
32	Screw	BPZ26P080FTC	
33	Screw	BBZ30P060FTC	