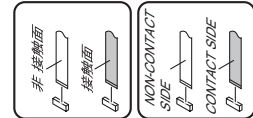
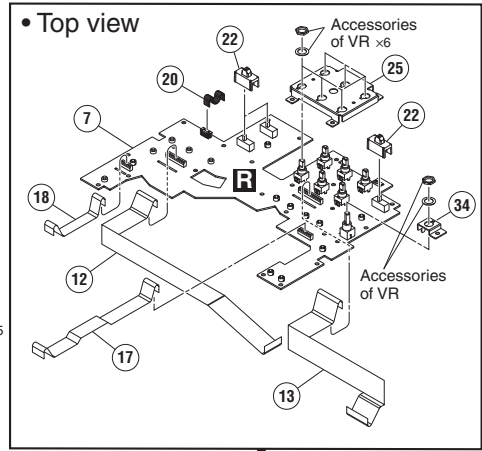
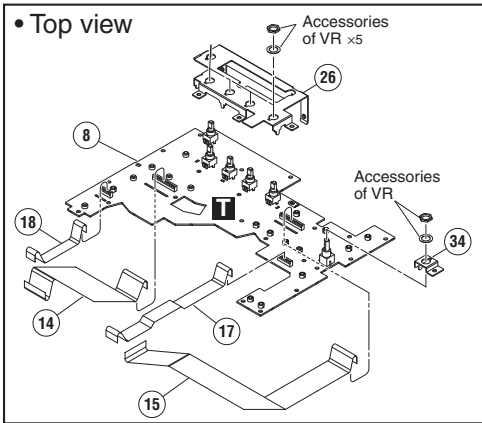


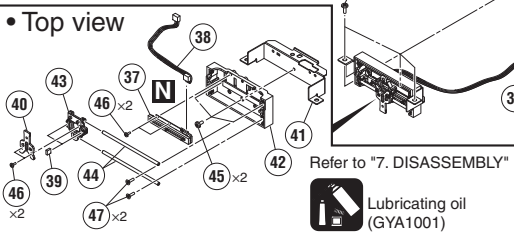
9.5 CONTROL PANEL SECTION (2/3)

A • Bottom view



Refer to "9.8 JOG DIAL SECTION".

Refer to "9.8 JOG DIAL SECTION".



Refer to "9.6 CONTROL PANEL SECTION (3/3)".

CONTROL PANEL SECTION (2/3) PARTS LIST

<u>Mark No.</u>	<u>Description</u>	<u>Part No.</u>	
1	PAD1 Assy	DWX4292	
2	PAD2 Assy	DWX4293	A
3	PLAY1 Assy	DWX4307	
4	PLAY2 Assy	DWX4308	
5	SER1 Assy	DWX4310	
6	SER2 Assy	DWX4314	
7	DCK1 Assy	DWX4309	
8	DCK2 Assy	DWX4313	
9	TMP1 Assy	DWX4311	
10	TMP2 Assy	DWX4315	
11	XPAD Assy	DWX4290	B
12	FFC	DDD1939	
13	FFC	DDD1940	
14	FFC	DDD1941	
15	FFC	DDD1942	
16	FFC	DDD1945	
17	FFC	DDD1947	
18	FFC	DDD1948	
19	FFC	DDD1949	
20	Jumper Wire	D20PYY0405E	C
21	Jumper Wire	D20PYY0410E	
22	SW Cap	DAC2753	
23	Tape	DEH1083	
24	Bracket	DNH3312	
25	Stay	DNH3424	
26	Stay	DNH3425	
27	Door	DNK6497	
28	Holder	DNK6710	
29	Holder	DNK6867	D
30	Lens	DNK6868	
31	Button	DEB2075	
32	Sheet	DEC3739	
33	Spacer	DEC3740	
34	VR Stay S	DNH2964	
35	Screw	BPZ30P080FNI	
36	•••••		
37	CRFD Assy	DWX4295	
38	Connector Assy	PF03PP-B15	E
NSP 39	Cushion	DEC3356	
40	Lever	DNH3211	
41	Stay	DNH3301	
42	Holder	DNK6425	
43	Slider	DNK6426	
44	Guide Bar	VLL1514	
45	Screw	BBZ30P060FTC	
46	Screw	BPZ20P050FTC	F
47	Screw	CPZ26P080FTC	