



**EASTWEST**  
**MIDI GUITAR INSTRUMENTS**

**User Manual**

## EASTWEST MIDI GUITAR INSTRUMENTS SERIES

The information in this document is subject to change without notice and does not represent a commitment on the part of East West Sounds, Inc. Use of the product and sounds described in this document is subject to the Software License Agreement included in this package, and may not be copied to other media, except for the purpose of copying the data to the personal computer system hard drive of the licensed user. No part of this publication may be copied, reproduced or otherwise transmitted or recorded, for any purpose, without prior written permission by East West Sounds, Inc. All product and company names are <sup>™</sup> or <sup>®</sup> trademarks of their respective owners.

PLAY<sup>™</sup> is a trademark of East West Sounds, Inc.

(C) + (P) Copyright, East West Sounds, Inc., 2017. All rights reserved.

East West Sounds, Inc.  
6000 Sunset Blvd.  
Hollywood, CA 90028  
USA

1-323-957-6969 voice

1-323-957-6966 fax

For questions about licensing of products: [licensing@eastwestsounds.com](mailto:licensing@eastwestsounds.com)

For more general information about products: [info@eastwestsounds.com](mailto:info@eastwestsounds.com)

For technical support for products: <http://www.soundsonline.com/Support>

# **CREDITS**

## **Producers**

Doug Rogers, Nick Phoenix

## **Production Coordinator**

Rhys Moody

## **Programming**

Justin Harris, Jason Coffman

## **Editing**

Justin Harris, Jason Coffman

## **Software**

Wolfgang Kundrus, Klaus Lebkücher, Stefan Holec,  
Bartłomiej Bazior, Eike Jonas, Helen Evans

## **Artwork**

Doug Rogers

## **Manual**

Jason Coffman

## **Special Thanks**

Blake Rogers, Dinshah Sanjana, Larry Fishman, Gary Lenaire, Jason Jordan, John Teele, Keith Chapman, Sara Leketa, Chris DeMaria, Thomas Ostrander, Ron Kronewitter, Ritchie Fliegler, Jennifer Batten, and all production personnel and musicians involved in the original productions.

# **CONTENTS**

## **Chapter 1: Welcome**

- 2 About The MIDI Guitar Instruments Series
- 3 Producers: Doug Rogers and Nick Phoenix
- 4 About the EastWest User Manuals
- 4 EastWest Support Center
- 4 EastWest Soundsonline Forums

## **Chapter 2: Getting Started**

- 6 Fishman TriplePlay Installation
- 6 EastWest MIDI Guitar Instruments Series Installation
- 9 Loading MIDI Guitar Instruments Series Presets within TriplePlay
- 10 How to Install Instrument Updates into TriplePlay

## **Chapter 3: Overview**

- 12 What's Included
- 12 System Requirements
- 13 Hard Drive Performance

## **Chapter 4: User Interface**

- 15 Overview
- 16 Instrument Settings
- 18 Envelope Controls
- 18 Filter Controls
- 18 Amp Controls
- 19 EP-1 Delay Controls
- 19 Stereo Spread Controls
- 20 Reverb Controls
- 20 Articulations Window

## **Chapter 5: Instruments**

- 25 Overview
- 26 Instrument Design
- 27 Table of Instruments
- 27 MIDI Guitar Instruments Series Vol. 1 - Orchestra
- 34 MIDI Guitar Instruments Series Vol. 2 - Ethnic and Voices
- 39 MIDI Guitar Instruments Series Vol. 3 - Soundscapes
- 41 MIDI Guitar Instruments Series Vol. 4 - Guitar & Bass
- 45 MIDI Guitar Instruments Series Vol. 5 - Keys & Perc
- 48 MIDI Guitar Instruments Series - Teaser Pack

## Chapter 6: TriplePlay Parameters

- 51 MIDI Mode
- 51 Touch Sensitivity
- 51 Sustain Pedal
- 51 Dynamics Sensitivity
- 52 Dynamics Offset
- 52 Transpose
- 52 Pitchbend

## END USER LICENSE AGREEMENT




## **Chapter 1: Welcome**

- 2 About The MIDI Guitar Instruments Series**
- 3 Producers: Doug Rogers and Nick Phoenix**
- 4 About the EastWest User Manuals**
- 4 EastWest Support Center**
- 4 EastWest Soundsonline Forums**

## Welcome

### About The MIDI Guitar Instruments Series

The EastWest MIDI Guitar Instruments Series of virtual instruments is programmed specifically for use with MIDI guitar controllers. We used the Fishman TriplePlay MIDI Guitar Controller to program this collection, but the carefully selected instruments should work with other MIDI Guitar Controllers as well. Now, guitar players have access to some of the best EastWest virtual instrument collections known for their superior level of sound quality. Try it for yourself with the MIDI Guitar Teaser Pack that comes bundled with the Fishman TriplePlay system!



*Clockwise from top-left: EW MIDI Guitar Instruments Series: Vol. 1 - Orchestra, Vol. 2 - Ethnic and Voices, Vol. 3 - Soundscapes, Vol. 4 - Guitar & Bass, Vol. 5 - Keys & Perc, and Teaser Pack.*

## Producers: Doug Rogers and Nick Phoenix

### Doug Rogers



With over 35 years experience in the audio industry, founder and producer Doug Rogers and his company EastWest is the recipient of over 75 industry awards, more than any other sound developer. His uncompromising approach to quality and innovative ideas have enabled EastWest to lead the sound-ware business for more than 29 years. “The Art of Digital Music” named him one of “56 Visionary Artists & Insiders” in the book of the same name.

Over the last 23 years he has partnered with producer/composer Nick Phoenix and set up the Quantum Leap imprint, a subsidiary of EastWest, to produce high-quality, no-compromise virtual instruments. EastWest/Quantum Leap virtual instruments are considered the best available and are in daily use by the who’s who of the film, games, tv, and music industries.

### Nick Phoenix



Nick began scoring film trailers in 1994. To date, he has scored or licensed music for the ad campaigns of over 1000 major motion pictures. “Godzilla,” “Ender’s Game,” “Skyfall,” “World War Z,” “Rush,” “The Hobbit,” “Avengers,” “Star Trek 2,” “Inception,” and “Harry Potter and The Deathly Hallows” are a few recent examples. Nick founded “Two Steps From Hell” with Thomas Bergersen in 2006 ([www.twostepsfromhell.com](http://www.twostepsfromhell.com)).

The journey as a composer has inspired Nick to record and program his own sounds and samples. A 23-year partnership with Doug Rogers and EastWest has yielded award winning software titles such as the Hollywood Series, Stormdrum 1, 2 and 3, Symphonic Orchestra, Symphonic Choirs, Silk, RA, Voices Of Passion, Ministry Of Rock 2, Gypsy, Quantum Leap Pianos, Goliath, and many others.

## About the EastWest User Manuals

All documentation for PLAY and individual PLAY Libraries is provided as a collection of PDFs that can be viewed on electronic devices or printed to paper.

### Using Links and Bookmarks

An advantage of reading this PDF on an electronic device is the ability to jump directly to a referenced page using links, which are available in the contents section, on each chapter title page, and within chapters to expand and/or connect certain topics. The Bookmarks pane along the left edge of the PDF allows you to jump to a particular chapter or specific section by clicking on the links. You can also use Page Thumbnails to quickly scan the contents of the PDF and jump to the desired page with a click.

### Different Types of User Manuals

The [PLAY System Manual](#) describes the PLAY System as a whole. It addresses how to install and use all aspects of the software that are common to all PLAY Libraries.

The [PLAY Library Manuals](#) describe aspects that differ from one PLAY Library to the next, such as the included instruments, or the user interface. These manuals are installed into the main library folder of each PLAY Library.

The [Master Navigation Document \(MND\)](#) is a one-page PDF that allows easy navigation between the PLAY System Manual and the PLAY Library Manuals using links. Links to the Master Navigation Document (MND) can be found at the bottom of each chapter in both the Play System Manual and PLAY Library Manuals. From there, you can open any document in the collection.

User Manuals are available on the [EastWest Manuals](#) section of the Support Center, and are also installed into following directories:

- (Win): C: // Program Files / EastWest / Documentation
- (Mac): Mac HD / Applications / EastWest / Documentation

## EastWest Support Center

Visit the EastWest online [Support Center](#) to:

- submit a support ticket
- read FAQs on a variety of commonly asked questions
- view video tutorials, quick start guides, user manuals and more

## EastWest Soundsonline Forums

Visit the EastWest [Soundsonline Forums](#) to:

- read comments and questions from other users of EastWest products
- find helpful information on both technical and musical aspects of the software
- receive support by posting to the Support section of the forum



## **Chapter 2: Getting Started**

- 6 Fishman TriplePlay Installation**
- 6 EastWest MIDI Guitar Instruments Series Installation**
- 9 Loading MIDI Guitar Instruments Series Presets within TriplePlay**
- 10 How to Install Instrument Updates into TriplePlay**

## Getting Started

This chapter guides you through the registration, installation and setup of the Fishman TriplePlay system and the EastWest MIDI Guitar Instruments Series. The instruments in the MIDI Guitar Instruments Series have been specially designed to work with the Fishman TriplePlay system, so these instructions assume that you are an owner, or are planning to purchase the TriplePlay system for use with the MIDI Guitar Instruments Series.

### Fishman TriplePlay Installation

This section guides you through the process of creating an account with Fishman in order to register the TriplePlay system, and how to install the TriplePlay software.

**PLEASE NOTE!** It's very important to install the TriplePlay software before installing the MIDI Guitar Instrument Series to ensure the installation process is successful. If you happen to install the MIDI Guitar Instruments first, please follow the instructions contained in the following section: [How to Install Instrument Updates into TriplePlay](#)

#### Step 1: Register the TriplePlay System with Fishman



Visit the [Fishman TriplePlay website](#) to register the TriplePlay system with Fishman by clicking on the [Register](#) button, then enter your account information, including the TriplePlay Serial Number and Software Registration Code. When complete, click the 'Register Account' button.

#### Step 2: Install the TriplePlay Software



Once your account has been registered, click on the [TriplePlay Login](#) button and enter your username and password to login. Next, download the Software Install Guide found in the [Support Materials](#) section and follow the instructions to install the TriplePlay Software installer, which is found in the [Downloads](#) section of the TriplePlay website.

### EastWest MIDI Guitar Instruments Series Installation

This section guides you through the process of registering an account with EastWest, and how to use the Installation Center to install, activate, and download the MIDI Guitar Instruments Series product(s).

#### Step 1: Registration with EastWest



In order to purchase a product through [Soundsonline.com](#) you must fill out a [New Customer Registration](#) form or log in to an existing account.

Please be aware that EastWest uses the iLok security system. Licenses for the purchased products will be deposited directly into the iLok account associated with your EastWest account. An existing iLok Account must also be entered upon registration, or one will be created for you based on your EastWest Account username.

# EASTWEST MIDI GUITAR INSTRUMENTS SERIES

If you're unsure whether an iLok account is already associated with your EastWest account or not, log in to [Soundsonline.com](http://Soundsonline.com) and check the 'My Account' section to view your account details.

<b>My Account</b>	
<b>ACCOUNT DETAILS</b>	<b>ACCOUNT DETAILS</b>
Email: joh@eastwestsounds.com	<a href="#">Edit Your Profile</a>
iLok Account: jlo@ilok.com	<a href="#">Change email</a>
<small>Your iLok account username (password) is provided by iLok controls access to your licensed products. Any changes can only be done by <a href="http://Soundsonline.com">Soundsonline.com</a> and may result in significant delays.</small>	<a href="#">Change password</a>
VST Exemption: <input type="text"/>	<a href="#">Set Preferences</a>
<small>Example: 00123456789</small>	<a href="#">See Details</a>
<input type="button" value="SUBMIT"/>	
<b>COMPOSER.CLOUD</b>	<b>COMPOSER.CLOUD</b>
<small>You currently don't have an active ComposerCloud subscription. <a href="#">Click here to get started.</a></small>	<a href="#">Update Payment Info</a>
<b>SUPPORT</b>	<b>SUPPORT</b>
<a href="#">Visit SUPPORT CENTER</a>	
<a href="#">See Support Cases</a>	

Once you create an account and place an order, a confirmation email will be sent with steps on how to proceed (these instructions are also contained in the steps below).

## Step 2: Download and Install the Installation Center

The Installation Center can be downloaded from the 'Software & Product Updates' section of the EastWest [Support Center](#). After downloading and installing the package, the Installation Center will open automatically. It is found here:

- (Mac) Mac HD / Applications / EastWest / EW Installation Center
- (Win) C:// Program Files / EastWest / EW Installation Center

Once the Installation Center has opened, login with the EastWest account that you created during the Registration process. Allow a moment to load while it gathers data from your account.



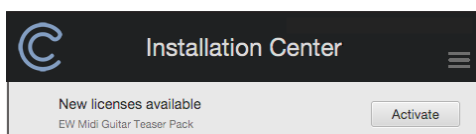
If the Installation Center is already installed, update to the latest version by clicking the Download button next in the Installation Center product panel. Proceed through the prompts when the installer launches automatically.

## Step 3: Download and Install the PLAY 5 software

Near the top of the Installation Center, click the 'Download' button in the Play Software panel to download the latest version of Play 5, the software that runs the MIDI Guitar Instruments Series. Once the download is complete, the installer will open up automatically. Proceed through the dialog windows when prompted to install the Play Software, which includes all the necessary software components to run all Play Libraries (although you will only have access to those you have a license for).

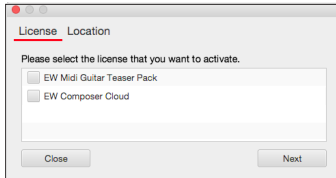
We do not recommend changing the default installation path for Windows users. Install the Play\_VST\_x64 plugin (C://ProgramFiles/VSTPlugins) to the default directory unless you know what you're doing!

## Step 4: Activate the MIDI Guitar Instruments Series




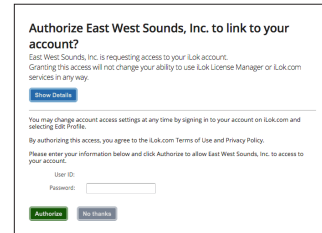
Click the "Activate" button near the top of the Installation Center to open the Activation Assistant window, which will lead you through the activation process.

# EASTWEST MIDI GUITAR INSTRUMENTS SERIES



Click 'Next' to proceed past the Introduction tab, then select the license(s) you want to activate in the License tab and click 'Next'.

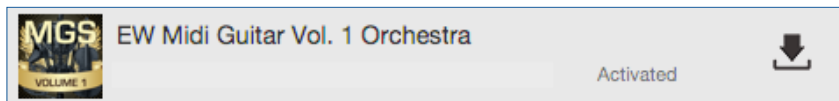
If you have an iLok account but you have not connected it to your Soundsonline account, the Activation Assistant will help you link the two accounts. This only needs to be done one time.



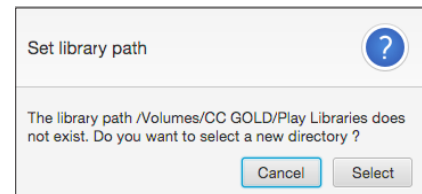
The Location window will give you the option to activate your license on your computer (called a machine-based license) or to a registered iLOK security key. Make sure your iLok security key is plugged in if that's your preferred option.

## Step 5: Download the MIDI Guitar Instruments Series product(s)

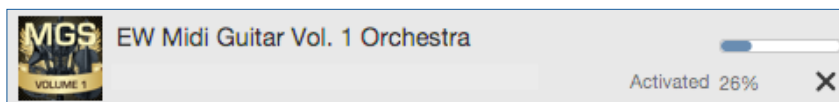
Before you begin downloading the library content for the MIDI Guitar Instruments Series, create a new folder called 'Play Libraries' in the location you wish to store the library. Once created, click the download icon (below) within the product panel.



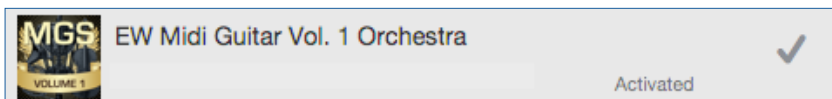
A dialog window will appear asking you to 'set library path'. Click the 'Select' button to open a finder window and navigate to the 'Play Libraries' folder you created in the step above.



The download process will now begin, with a blue bar displaying the download progress. Hit the "X" button if you want to pause the download process. Press "Resume" to continue the download where you left off.



When a product is installed and ready to use, a check-mark is displayed.



Please be aware that while ComposerCloud users will see the MIDI Guitar Instruments Series available in the Installation Center, the TriplePlay system needs to be installed in order to unlock the ability to download the products.

## Loading MIDI Guitar Instruments Series Presets within TriplePlay

**PLEASE NOTE!** DO NOT LOAD ANY MIDI GUITAR SERIES INSTRUMENTS FROM THE PLAY BROWSER! FOLLOW THE INSTRUCTIONS BELOW TO LOAD INSTRUMENTS FROM THE TRIPLEPLAY SOFTWARE PRESETS MENU. FAILURE TO DO SO WILL RESULT IN INSTRUMENTS LOSING THEIR SPECIAL PROGRAMMING!

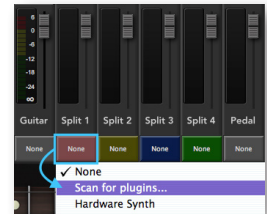
### Step 1: Launch the Fishman TriplePlay Application

Navigate to one of the following directories to launch the Fishman TriplePlay software:

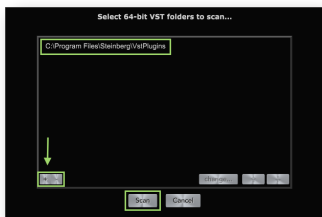
- (MAC) Mac HD / Applications / TriplePlay
- (WIN) C: / Program Files / TriplePlay

### Step 2: Scan the VST plugin Directory for Play

Scan the Play plugin in TriplePlay by clicking and holding in the Split Sound Selection button (where “None” is displayed) and selecting the ‘Scan for plugins...’ option. In the resulting window, click the ‘Scan for plugins’ button.

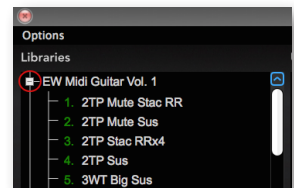


For Windows users an additional window will appear when clicking the ‘Scan for plugins’ button above. Here, use the “+” button to add the default plugin directory for the Play\_VST\_x64, which is C://Program Files/VSTplugins. If you installed the Play\_VST\_x64 in a custom location, choose that location when adding the plugin directory. Once you’ve chosen the VST plugin path(s), click the ‘Scan’ button to proceed.



### Step 3: Load an Instrument from the Libraries Column

In the top-left area of the main TriplePlay window, click on the ‘open patches window’ button (left) to open the Patches window. Under the ‘Libraries’ column, open the contents of the MIDI Guitar Instruments Series library by clicking on the ‘+/-’ button, then click a patch to load it (right). The patch will show up in the main window and is ready to play! Use the up or down arrows to cycle through the instruments in the library.



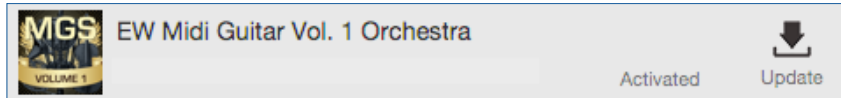
If the MIDI Guitar Instruments Series presets do not appear as described, please follow the instructions in the following section: [How to Install Instrument Updates into TriplePlay](#)

## How to Install Instrument Updates into TriplePlay

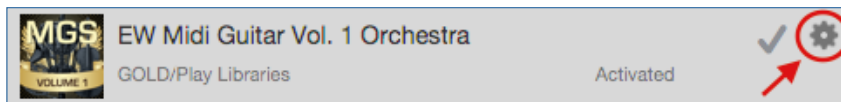
Download the latest instrument and sample updates for the MIDI Guitar Instruments Series to ensure the latest compatibility and fixes have been installed. Additionally, you must use the 'Refresh Libraries' option in TriplePlay to ensure the new presets become available.

### Step 1: Use the Installation Center to Download the Instrument Updates

Launch the Installation Center and scroll through the product categories until you reach the 'Updates' category, then click the 'Update' icon to download and install the product's Instrument and/or Sample updates.



In addition to being able to update products when they appear in the 'Updates' product category, the option to 'Update Instruments' is also available in the Tool Menu. Hover the mouse pointer inside a product panel to reveal the gear icon (shown below), then click on the gear icon to display the Tool Menu options and select 'Update Instruments'.

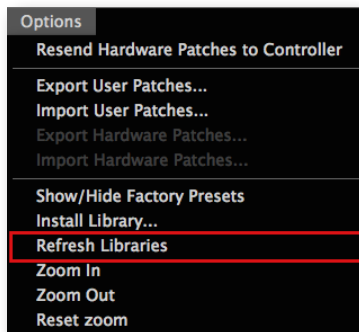


### Step 2: Use the 'Refresh Libraries' option in TriplePlay



In order for the updated instrument presets to become available in TriplePlay, open the TriplePlay application and click on the 'Open Patches Window' button to open the Patches Window.

In the Patches Window, click on the 'Options' menu near the top and then click on the 'Refresh Libraries' option to rescan for the new instrument presets.



A window will appear with a progress bar showing the scanning process. Once complete, the Instrument and Sample Updates will now be available in TriplePlay.



## **Chapter 3: Overview**

- 12 What's Included**
- 12 System Requirements**
- 13 Hard Drive Performance**

# Overview

## What's Included

Below is a brief overview of what's included in each volume of the MIDI Guitar Instruments Series. Please see [Chapter 5: Instruments](#) for more details about the instruments included in this series. The MIDI Guitar Instrument Series includes:

- a collection of instruments designed for use with MIDI guitar controllers
- approximately 108 Gigabytes of 16-bit, 44.1 kHz samples; Vol.1 Orchestra (19 GB), Vol.2 Ethnic & Voices (18 GB), Vol. 3 Soundscapes (12 GB), Vol. 4 Guitar & Bass (38 GB) Vol.5 Keys & Percussion (23 GB), Teaser Pack (9 GB).
- EastWest's PLAY 5 System (earlier PLAY versions are not supported with this library).
- a license that identifies the product you bought
- PDF manuals for the PLAY 5 System and the MIDI Guitar Instruments Series.
- an installation program to set up the library, software, and documentation

An iLok account is required for a machine-based (electronic) license to be placed on your computer. You may also place the license on an optional iLok key. An internet connection is required for a one-time product activation.

## System Requirements

Below are the minimum and recommended hardware requirements for using the MIDI Guitar Series on your computer. Please see the PLAY 5 System manual for a complete list of the Hardware and Software Requirements for installing and running any PLAY System library.

### Minimum specification:

- Intel dual-core i5 (or equivalent) processor, running at 2.7 GHz (or above)
- 8 GB of RAM or more
- Mac OSX 10.7 (or later); Windows 7 (or later) with ASIO sound drivers
- 7200 RPM or faster (non energy saving) hard drive for sample streaming

### Optimum specification:

- Intel Xeon E5 (or equivalent) running at a minimum of 2.7 GHz (or above)
- 16 GB of RAM or more
- Mac OSX 10.7 (or later); Windows 7 (or later) with ASIO sound drivers
- a 64-bit operating system; and a 64-bit host when running PLAY 4 as a plug-in.
- SSD (Solid State Drive) for sample streaming

**IMPORTANT NOTE!** The 32-bit stand-alone and plug-in components are no longer installed because PLAY 5 does not support 32-bit Operating Systems or DAWs.

## Hard Drive Performance

Below are details related to performance based on hard drive and connection types. In addition, we also recommend a dedicated sample drive (apart from the system drive) with approximately 30% disk space free.

Hard Disk Drive (HDD): The minimum hard drive specification to achieve reasonable performance is a mechanical 3.5" HDD (Hard Disk Drive) running at least 7200 rpm (non-energy saving). It's best to install this internally to either a SATA II or SATA III connection, or externally via eSATA or USB 3.0. Slower connection types like USB 2.0 or Firewire 400 / 800 will offer less performance, and may not be fast enough for some instruments that load a large number of voices simultaneously.

Solid State Drive (SSD): By far, the best hard drive option is a SSD (Solid State Drive). The seek and retrieval times are nearly instantaneous, allowing for smooth performance at low latencies when working with larger projects. To take full advantage of the speed offered by SSDs, they must be installed internally to a SATA III connection, or externally via a USB 3.0 or Thunderbolt port. Connection types like SATA II, USB 2.0 and Firewire 400 / 800 do not offer speeds fast enough to take advantage of SSDs.



## **Chapter 4: User Interface**

- 15 Overview**
- 16 Instrument Settings**
- 18 Envelope Controls**
- 18 Filter Controls**
- 18 Amp Controls**
- 19 EP-1 Delay Controls**
- 19 Stereo Spread Controls**
- 20 Reverb Controls**
- 20 Articulations Window**

# User Interface

## Overview

Each PLAY Library has a unique user interface (UI). As soon as you load an instrument from a given PLAY Library the interface will appear, and the currently selected instrument will show up in the Instrument List located in the upper right corner.

All five volumes of the The MIDI Guitar Instruments Series have a similar user interface, except that the artwork in the center changes to distinguish each volume. The common features shared by all PLAY Libraries are described in the PLAY 5 System Manual, while the controls and features specific to the MIDI Guitar Instruments Series are described in this manual. Please see [About the EastWest User Manuals](#) for more details.

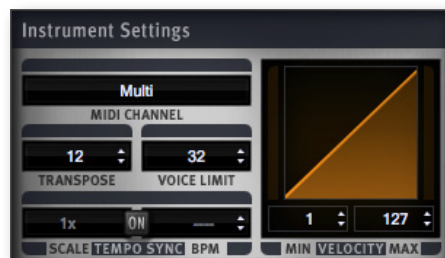


## Instrument Settings

### MIDI Channel

There are a variety of MIDI mode options available in PLAY, including **Omni**, which receives MIDI on all channels, and channels 1 through 16 which receive MIDI on the specified channel.

With the introduction of the MIDI Guitar Instruments Series, two additional MIDI modes have been made available. **Multi** is the default MIDI mode that all instruments within the MIDI Guitar Series load up with. This mode allows per-note control of Mod Wheel (CC1), Expression (CC11) and Pitch Bend by sending those MIDI messages only to the voices on the same MIDI channel as the controller event. **MPE** is a new MIDI standard developed by the MIDI Manufacturer Association to accommodate a new class of MIDI controllers like the Roli Keyboard, the Linnstrument, and the EigenHarp. It receives MIDI on all channels, and applies MIDI CCs to notes sent on the same channel as the MIDI CC message. In addition, there is a Master Channel (which is channel 1 in PLAY) that applies MIDI CCs to all notes on every channel.



### Transpose

This value ranges between -24 to +24 and specifies how many semitones to transpose the incoming MIDI note values. With any other value besides zero, it replaces the incoming MIDI notes with new MIDI notes higher or lower by the specified amount. Please note that the virtual keyboard only displays the notes as they are mapped in the key editor, and not with respect to the transposition value.

In the MIDI Guitar Instruments Series all instrument ranges have been transposed to start at the low E-String by default in order to avoid having to search for the playable range of a particular instrument. This setting can easily be changed by using the transpose controls to move the notes to the desired range.

### Voice Limit

This control specifies the maximum number of voices that can play at once for a given instrument, with an upper limit of 2048. The default value in the MIDI Guitar Series is 32. If you notice the value in the Voices display (directly above the virtual keyboard) getting very close to the currently set limit, then you should consider raising the Voice Limit.

If PLAY needs more voices than this control allows, it will start turning off the samples that started playing first. This is helpful to keep the sound from getting muddy, such as a piano part that is heavy on the sustain pedal (MIDI CC64).

Instruments that can play more than one note at a time, like keyboards, require more voices than monophonic instruments (but conversely, limiting the Voice Limit is also

helpful to force monophonic behavior when desired). Keep in mind that there are instruments that play more than one sample when sounding a note (such as instruments that use cross-fading, have release trails and/or multiple microphone positions).

## Tempo Sync

The Tempo Sync controls allow the user to adjust the speed of tempo-synced instruments, and to do so without affecting the pitch. These controls only have an effect when they are turned on (the blue button is illuminated).

The **BPM Control** setting (on the right) only applies when PLAY is running in standalone mode; when run in a sequencer or other host, it's the host that sets the tempo. When this control is active, you can set the tempo in beats per minute.

The **Scale Control** drop-down list allows the user to set the playback speed of tempo-synced instruments to either half or double the tempo of the overall piece (or keep it the same).

## MIDI Velocity Curve

This control defines a mapping between the velocity of the incoming MIDI notes and the velocity of the notes that sound. Being able to control the sensitivity is primarily useful when playing live. But note that not all virtual instruments include a Sensitivity control. If no graph is visible here, then you're working in a library without this capability.

Let's suppose you want to play notes at the high end of the velocity range (mostly 80 to 120, out of 127) for some instrument, but find it difficult to play the guitar in a way that lets you consistently play the sounds you want. Drag up with the mouse over the Sensitivity graph so the graph looks like the picture at the left. A medium touch on the guitar sounds louder than it would otherwise and a wider range of touches will all generate sounds in the louder range you want. Conversely, drag the graph downward to gain more control over the lower half of the velocity range.



The two controls immediately below the graph allow you to specify the minimum velocity and maximum velocity for MIDI notes. For example, if you never want to play a certain patch louder than velocity 100, set the maximum to 100; if you do play the guitar hard enough to generate a velocity of 115, PLAY will only send a velocity value of 100.

## Status Indicators

The **CPU Usage** displays the percentage of the total processor capacity PLAY is consuming. It can be useful in deciding whether you need to conserve processing power by raising the audio buffer in your host, or “freezing” tracks.

The **Disk Bandwidth** displays the rate at which data is being streamed from the hard drive, measured in megabytes per second (MB/s)

# EASTWEST MIDI GUITAR INSTRUMENTS SERIES

The **Sample RAM** displays the amount of RAM in megabytes (MB) being used by all loaded samples. If you need to free up memory, use the Purge function located in the Main Menu / Advanced Instrument Properties / Sample Purge tab.

The **Voices** readout displays the number of samples currently being played, not the number of notes necessarily, because instruments may achieve a particular sound by playing more than one sample per note. Double clicking in this field will stop all currently playing voices (just like the 'Reset Engine' button in the Settings/Streaming menu or the 'Stop All Voices' option in the Main Menu).

## Envelope Controls

The Envelope Controls are common to all PLAY Libraries, and are described in the PLAY 5 System manual.



## Filter Controls

The Filter controls take the sound of the instrument, and modify it by filtering out frequencies at the high and low end of the frequency spectrum. The **Low Freq** knob specifies the approximate low cutoff frequency, and the **High Freq** knob specifies the approximate high cutoff frequency. Make sure the On/Off button is illuminated for this filter to have any effect.



## Amp Controls

This set of five knobs and a drop-down list allows you to control the built-in amplifier emulation. The choice of amplifier can make a significant difference on the overall sound of the patch. The drop-down list presents you with a selection of amplifiers. Different amps may work better with different styles of music and in varying projects. Click on the name of the current amp to open a list of all the available options.

**Drive:** This knob changes the level of input signal, which increases or decreases the amount of distortion.

**Master:** Use this knob to control the overall loudness of the output signal of the amp section.

**Bass, Mid, and Treble:** These three knobs change the loudness in the three broad ranges of frequency. Together they act like an equalizer to change which frequency ranges are emphasized.



## EP-1 Delay Controls

This set of controls models the Echoplex Delay as designed in 1959. That original hardware used magnetic tape to create the delay effect. The vintage vacuum tube sound of the original units is highly prized today, even though newer models (up to the EP-4) have been released. This digital processor emulates the sound of the original unit. The On button needs to glow blue for the effect to be engaged. There are 5 knobs and one button that affect the audio output.

**Flutter:** This knob affects the intensity of the flutter (a small and fast variability of the pitch, caused by slight variations in the tape speed in the original delay hardware). Adding in some of this effect increases the vintage feel of this emulator. The range of possible values is 0–10.

**Drive:** Use this knob to add gain to the distortion of the echos created by the Delay. The range is from 0 (no distortion) to 10 (maximum available distortion). This effect is in addition to any distortion already built into the basic audio output.



**Echo:** Turn this knob to control the length of the delay between echoes. When the Sync Button is turned off, the knob's read-out is measured in milliseconds for times less than a second, or in seconds for longer times. When the Sync Button is on, the delay of the echo is synced to the tempo of the piece. Times are measured in terms of notes and, for longer delays, full bars. The letter "T" refers to a triplet and "D" to a dotted note. For example, "1/8D" waits the length of a dotted eighth note (dotted quaver) before sounding the next echo. The tempo is taken from the host when running as a plug-in, or from the setting in the Tempo Sync control when running standalone. That setting can be found in the Main Menu under "Advanced Instrument Properties".

**Repeats:** This knob specifies the relative loudness of each repeat compared to the one immediately before it. The smaller the value (in a range of 0% to 100%) the more quickly the repeats get softer and, therefore, the more quickly they drop below the level of audibility. Note that the repeats can continue after the end of the played note, after the value in the Voices control has dropped to 0.

## Stereo Spread Controls

The knob in this set of controls affects the apparent width of the sound of the instrument within the soundscape. Turning the **Amount** knob all the way to the left makes the sound seem to come from a specific location as indicated by the Pan control. The more this knob is turned to the right the wider the apparent source of the sound, making it harder to pinpoint in the stereo field. The **Left** and **Right** buttons specify the source of the audio input for this control, the left or right channel. Note that you can click either button to change the input to the one currently off. The On/Off button at the top must be illuminated for the controls to have any effect.



## Reverb Controls

Although a generic Reverb control is described in the main PLAY manual, and that description applies here as well, the version in the MIDI Guitar Series has several features not found in all EastWest products. Here are the three extra controls:

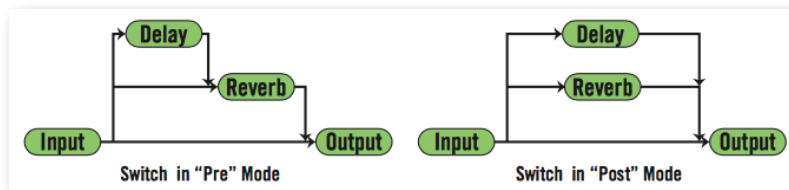


### Pre-Delay Knob

Increasing the value of this knob delays the onset of the reverb so that the initial section of the sample is unaffected. This feature allows the sound of each attack to maintain its true color while the rest of the note still gains the benefit of the reverb effect. This knob is present in many, but not all, EastWest libraries.

### EP-1 Pre/Post Switch

This switch specifies the order in which the EP-1 Delay and the Reverb are processed in the audio path. Set the switch to Pre to have the output of the Delay directed into the Reverb. Or set it to Post to have the outputs from the Delay and the Reverb sent independently to the FX output. See the diagrams below.



### Volume Knob and In/Out Switch

When this switch is pushed up, to the “In” position, the Volume knob affects the loudness of the signal entering the Reverb effect. When pushed down, to the “Out” position, that knob affects the loudness of the signal as it leaves the Reverb effect. Note that you can set Volume values for both points in the path by setting one level and then moving the switch before setting the other level; both levels are now independently set to your specification.

## Articulations Window

In the center of the Player view is the window that lists the articulations available in the currently selected instrument.

The checkboxes at the left allow you to deactivate an articulation (turn it off while leaving its samples in memory) and to load or unload samples from memory.

The small knobs in the third column allow you to adjust the loudness of each articulation without affecting the loudness of the others.





## **Chapter 5: Instruments**

- 25 Overview**
- 26 Instrument Design**
- 27 Table of Instruments**
- 27 MIDI Guitar Instruments Series Vol. 1 - Orchestra**
- 34 MIDI Guitar Instruments Series Vol. 2 - Ethnic and Voices**
- 39 MIDI Guitar Instruments Series Vol. 3 - Soundscapes**
- 41 MIDI Guitar Instruments Series Vol. 4 - Guitar & Bass**
- 45 MIDI Guitar Instruments Series Vol. 5 - Keys & Perc**
- 48 MIDI Guitar Instruments Series - Teaser Pack**

# Instruments

## Overview

This chapter provides a detailed look at the collection of instruments included in each volume of the MIDI Guitar Instruments Series, and how they are programmed. In total, the MIDI Guitar Instruments Series includes approximately 108 Gigabytes of 16-bit, 44.1 kHz samples.



### MIDI Guitar Instruments Series Vol. 1 - Orchestra

This volume includes approximately 19 GB of content and 190 instruments divided into Strings, Brass, Woodwinds, Percussion and Choirs categories.



### MIDI Guitar Instruments Series Vol. 2 - Ethnic & Voices

This volume includes approximately 18 GB of content and 120 instruments divided into Bowed, Plucked, Voices, and Winds categories.



### MIDI Guitar Instruments Series Vol. 3 - Soundscapes

This volume includes 12 GB of content spanning 72 instruments.




### MIDI Guitar Instruments Series Vol. 4 - Guitar & Bass

This volume includes 38 GB of content and 94 instruments divided into Guitar and Bass categories.



### MIDI Guitar Instruments Series Vol. 5 - Keys & Perc

This volume includes 23 GB of content and 93 instruments divided into Keys and Percussion categories.



### MIDI Guitar Instruments Series - Teaser Pack

This volume includes 9 GB of content and 25 Instruments, 5 from each of the 5 volumes in the MIDI Guitar Instruments Series.

## Instrument Design

The topics below cover how the instruments are designed, and some considerations that are useful when using MIDI guitar controllers with virtual instruments more generally.

### The Sampled Range of an Instrument

In the world of virtual instruments, the range of sampled notes is limited by the actual instrument. While it's possible to extend the range of an instrument by stretching a semitone or two in either direction, beyond this samples begin to lose fidelity.

The Virtual Keyboard in PLAY displays the sampled range of an instrument in white keys. Outside of this sampled range, where no samples are mapped, the keys appear tan in color. When a note is played, the key(s) will darken.



### Transposition

By default, instruments in the MIDI Guitar Instruments Series have been transposed so that the lowest note always plays on the low E-String. This ensures you never have to search for the playable range of a particular instrument.

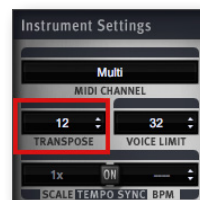
If a transpose value other than 0 is set, both the original and transposed notes appear as darkened keys. The example below demonstrates a transpose value of +12. Note C2 is played and transposed up by +12 semitones to C3, which is the note you hear.



As long as the transposed note falls within the sampled range (white keys), a note will be heard. In the example below, note C1 is played outside the instrument's range, but because it is transposed up by +12 semitones to note C2, the note is audible because it's within the sampled range.



This default transpose value can easily be changed by clicking the up or down arrows to move the instrument to the desired range. You can find this under Instrument Settings on the main Player view of the PLAY interface.



## Table of Instruments

The following table lists the sub-folders and instrument files available in each volume of the MIDI Guitar Instruments Series, including the free teaser pack. The left column lists the instrument file names ending with the suffix [.ewi], as they appear on the hard drive and when viewed through the Browser view in PLAY.

### MIDI Guitar Instruments Series Vol. 1 - Orchestra



This volume is comprised of 190 instruments divided into 4 categories: Strings, Brass, Woodwinds, and Percussion. In total, this volume contains approximately 19 GB of 16 bit / 44.1 kHz samples.

The instruments in this collection are programmed especially for use with MIDI guitar controllers, and were originally recorded by 11-time Grammy nominated classical recording engineer Prof. Keith O. Johnson for the multi-award winning virtual instrument collection Symphonic Orchestra.

MIDI GUITAR INSTRUMENTS SERIES VOL. 1: ORCHESTRA	
ABBREVIATED INSTRUMENT NAME [.EWI]	FULL INSTRUMENT NAME
<b>BRASS</b>	
<b>2 Trumpets</b>	
2TP Mute Stac RR.ewi	2 Trumpets Mute Staccato Round Robin
2TP Mute Sus.ewi	2 Trumpets Mute Sustain
2TP Stac RRx4.ewi	2 Trumpets Staccato Round Robin x4
2TP Sus.ewi	2 Trumpets Sustain
<b>3 Wagner Tuben</b>	
3WT Big Sus.ewi	3 Wagner Tuben Big Sustain
3WT Sus Port.ewi	3 Wagner Tuben Sustain Portato
<b>4 Trombones</b>	
4TB Forte Piano.ewi	4 Trombones Forte Piano
4TB Mute Stac RR.ewi	4 Trombones Mute Staccato Round Robin
4TB Mute Sus.ewi	4 Trombones Mute Sustain
4TB Stac RR.ewi	4 Trombones Staccato Round Robin
4TB Sus.ewi	4 Trombones Sustain
<b>4 Trumpets</b>	
4TP Forte Piano.ewi	4 Trumpets Forte Piano
<i>continued</i>	

# EASTWEST MIDI GUITAR INSTRUMENTS SERIES

## MIDI GUITAR INSTRUMENTS SERIES VOL. 1: ORCHESTRA

ABBREVIATED INSTRUMENT NAME [.EWI]	FULL INSTRUMENT NAME
4TP Stac RRx3.ewi	4 Trumpets Staccato Round Robin x3
4TP Sus.ewi	4 Trumpets Sustain
<b>6 French Horns</b>	
6FH Mute Sus.ewi	6 French Horns Mute Sustain
6FH Stac Long RRx3.ewi	6 French Horns Staccato Long Round Robin x3
6FH Sus Accent.ewi	6 French Horns Sustain Accent
6FH Sus Adventure.ewi	6 French Horns Sustain Adventure
6FH Sus Bright.ewi	6 French Horns Sustain Bright
6FH Sus Mellow.ewi	6 French Horns Sustain Mellow
<b>Solo French Horn</b>	
SFH Marc.ewi	Solo French Horn Marcato
SFH Sfz Cres.ewi	Solo French Horn Sforzando Crescendo
SFH Stac RR.ewi	Solo French Horn Staccato Round Robin
SFH Sus.ewi	Solo French Horn Sustain
<b>Solo Piccolo Trumpet</b>	
SPT Marc.ewi	Solo Piccolo Trumpet Marcato
SPT Stac RR.ewi	Solo Piccolo Trumpet Staccato
SPT Sus.ewi	Solo Piccolo Trumpet Sustain
<b>Solo Trombone</b>	
STB Marc F.ewi	Solo Trombone Marcato F (loud)
STB Mute Sus.ewi	Solo Trombone Mute Sustain
STB Portato.ewi	Solo Trombone Portato
STB Stac.ewi	Solo Trombone Staccato
STB Sus.ewi	Solo Trombone Sustain
<b>Solo Trumpet 1</b>	
STP Exp.ewi	Solo Trumpet 1 Expressive
STP Stac RR.ewi	Solo Trumpet 1 Staccato Round Robin
STP Sus Vib.ewi	Solo Trumpet 1 Sustain Vibrato
STP Sus.ewi	Solo Trumpet 1 Sustain
<b>Solo Trumpet 2</b>	
ST2 Exp Vib.ewi	Solo Trumpet 2 Vibrato
ST2 Marc Vib Long.ewi	Solo Trumpet 2 Marcato Vibrato Long
ST2 Marc.ewi	Solo Trumpet 2 Marcato
<i>continued</i>	

# EASTWEST MIDI GUITAR INSTRUMENTS SERIES

## MIDI GUITAR INSTRUMENTS SERIES VOL. 1: ORCHESTRA

ABBREVIATED INSTRUMENT NAME [.EWI]	FULL INSTRUMENT NAME
ST2 Portato.ewi	Solo Trumpet 2 Portato
ST2 QLeg NV.ewi	Solo Trumpet 2 Legato Non Vibrato
ST2 QLeg Vib.ewi	Solo Trumpet 2 Legato Vibrato
ST2 Stac RRx5.ewi	Solo Trumpet 2 Staccato Round Robin x5
ST2 Stac RRx10.ewi	Solo Trumpet 2 Staccato Round Robin x10
ST2 Sus NV.ewi	Solo Trumpet 2 Sustain Non Vibrato
<b>Solo Tuba</b>	
STU Exp.ewi	Solo Tuba Expressive
STU Marc.ewi	Solo Tuba Marcato
STU Mute Sus.ewi	Solo Tuba Mute Sustain
STU Stac.ewi	Solo Tuba Staccato
STU Sus.ewi	Solo Tuba Sustain
<b>PERCUSSION</b>	
<b>CymGong</b>	
18 Cymbals.ewi	18 inch Cymbals
26 Zildjan Crash.ewi	26 inch Zildjan Crash Cymbals
48 Gong.ewi	48 inch Gong
<b>Drums</b>	
Bass Drum Concert.ewi	Concert Bass Drum
Field Ens.ewi	Field Ensemble
Timp Hits LR.ewi	Timpani Hits Left Right
<b>Metals</b>	
Orch Chimes.ewi	Orchestral Chimes
Triangle.ewi	Triangle
Vibraphone.ewi	Vibraphone
<b>Woods</b>	
Castanets.ewi	Castanets
Church Organ.ewi	Church Organ
Marimba.ewi	Marimba
Woodblock Symphony.ewi	Woodblock Symphony
<b>STRINGS</b>	
<b>3 Cellos</b>	
3VC Sus Vib.ewi	3 Cellos Sustain Vibrato
<i>continued</i>	

# EASTWEST MIDI GUITAR INSTRUMENTS SERIES

## MIDI GUITAR INSTRUMENTS SERIES VOL. 1: ORCHESTRA

ABBREVIATED INSTRUMENT NAME [.EWI]	FULL INSTRUMENT NAME
<b>4 Violins</b>	
4VL Sus Vib.ewi	4 Violins Sustain Vibrato
<b>9 Double Basses</b>	
CBS Big Sus.ewi	9 Double Basses Big Sustain
CBS Exp Fast.ewi	9 Double Basses Expressive Fast
CBS Exp.ewi	9 Double Basses Expressive
CBS Pizz.ewi	9 Double Basses Pizzicato
CBS Quick Up Dn.ewi	9 Double Basses Quick Up Down
CBS Sus Vib.ewi	9 Double Basses Sustain Vibrato
<b>10 Cellos</b>	
VCS Butter Legato.ewi	10 Cellos Butter Legato
VCS Exp Vib.ewi	10 Cellos Expressive Vibrato
VCS Lyr Fast.ewi	10 Cellos Lyrical Fast
VCS Non Vib.ewi	10 Cellos Non Vibrato
VCS Pizz RR.ewi	10 Cellos Pizzicato Round Robin
VCS Spiccato RR.ewi	10 Cellos Spiccato Round Robin
VCS Sus Vib.ewi	10 Cellos Sustain Vibrato
<b>10 Violas</b>	
VAS Bartok Pizz RR.ewi	10 Violas Bartok Pizzicato Round Robin
VAS Butter Leg.ewi	10 Violas Butter Legato
VAS Exp Fst.ewi	10 Violas Expressive Fast
VAS Marc Shrt.ewi	10 Violas Marcato Short
VAS Pizz RR.ewi	10 Violas Pizzicato Round Robin
VAS Stac RR.ewi	10 Violas Staccato Round Robin
VAS Sus.ewi	10 Violas Sustain
<b>11 Violins</b>	
11V Butter Legato.ewi	11 Violins Butter Legato
11V Col Legno RR.ewi	11 Violins Col Legno Round Robin
11V Exp.ewi	11 Violins Expressive
11V Grand Detache.ewi	11 Violins Grand Detache
11V Lyr A.ewi	11 Violins Lyrical A
11V Spic.ewi	11 Violins Spiccato
11V Stac RRx2.ewi	11 Violins Staccato Round Robin x2
<i>continued</i>	

# EASTWEST MIDI GUITAR INSTRUMENTS SERIES

## MIDI GUITAR INSTRUMENTS SERIES VOL. 1: ORCHESTRA

ABBREVIATED INSTRUMENT NAME [.EWI]	FULL INSTRUMENT NAME
11V Sus Vib.ewi	11 Violins Sustain Vibrato
<b>18 Violins</b>	
18V Butter Legato.ewi	18 Violins Butter Legato
18V Exp.ewi	18 Violins Expressive
18V Lyr.ewi	18 Violins Lyrical
18V Non Vib.ewi	18 Violins Non Vibrato
18V Pizz RR.ewi	18 Violins Pizzicato Round Robin
18V Spiccato RR.ewi	18 Violins Spiccato Round Robin
18V Sus Vib.ewi	18 Violins Sustain Vibrato
<b>Harp</b>	
Harp Harm.ewi	Harp Harmonics
Harp Pluck Long.ewi	Harp Pluck Long
Harp Pluck.ewi	Harp Pluck
<b>Harpsichord</b>	
Harpsichord.ewi	Harpsichord
<b>Large String Ensemble</b>	
50 Piece Str Sec Fst.ewi	50 Piece String Section Fast
60 Piece Str Sec Exp.ewi	60 Piece String Section Expressive
60 Piece Str Sec Sus.ewi	60 Piece String Section Sustain
70 Piece Str Sec Marc RR.ewi	70 Piece String Section Marcato Round Robin
70 Piece Str Sec Pizz.ewi	70 Piece String Section Pizzicato
70 Piece Str Sec Sus.ewi	70 Piece String Section Sustain
<b>Solo Cello</b>	
SVC Double Bow.ewi	Solo Cello Double Bow
SVC Marc.ewi	Solo Cello Marcato
SVC Non Vib.ewi	Solo Cello Non Vibrato
SVC Pizz RR.ewi	Solo Cello Pizzicato Round Robin
SVC Sus Accent.ewi	Solo Cello Sustain Accent
SVC Sus Vib Hard.ewi	Solo Cello Sustain Vibrato Hard
SVC Sus Vib Smooth.ewi	Solo Cello Sustain Vibrato Smooth
<b>Solo Contrabass</b>	
SCB Exp.ewi	Solo Contrabass Expressive
SCB Lyrical.ewi	Solo Contrabass Lyrical
<i>continued</i>	

# EASTWEST MIDI GUITAR INSTRUMENTS SERIES

## MIDI GUITAR INSTRUMENTS SERIES VOL. 1: ORCHESTRA

ABBREVIATED INSTRUMENT NAME [.EWI]	FULL INSTRUMENT NAME
SCB Pizz RR.ewi	Solo Contrabass Pizzicato Round Robin
SCB Spic RR.ewi	Solo Contrabass Spiccato Round Robin
SCB Sus NV.ewi	Solo Contrabass Sustain Non Vibrato
SCB Sus Vib.ewi	Solo Contrabass Sustain Vibrato
<b>Solo Viola</b>	
SVA Exp 1.ewi	Solo Viola Expressive 1
SVA Non Vib Hard.ewi	Solo Viola Non Vibrato Hard
SVA Pizz RR.ewi	Solo Viola Pizzicato Round Robin
SVA Spic RRx2.ewi	Solo Viola Spiccato Round Robin x2
SVA Sus Vib.ewi	Solo Viola Sustain Vibrato
<b>Solo Violin</b>	
SVL Exp 1.ewi	Solo Violin Expressive 1
SVL Non Vib Hard.ewi	Solo Violin Non Vibrato Hard
SVL Non Vib Soft.ewi	Solo Violin Non Vibrato Soft
SVL Pizz RR.ewi	Solo Violin Pizzicato Round Robin
SVL Stac RR.ewi	Solo Violin Staccato Round Robin
SVL Sus Vib Hard.ewi	Solo Violin Sustain Vibrato Hard
SVL Sus Vib Soft.ewi	Solo Violin Sustain Vibrato Soft
<b>WOODWINDS</b>	
<b>3 Clarinets</b>	
3CL Stac.ewi	3 Clarinets Staccato
3CL Sus.ewi	3 Clarinets Sustain
<b>3 Flutes</b>	
3FL Non Vib.ewi	3 Flutes Non Vibrato
3FL Stac.ewi	3 Flutes Staccato
3FL Sus Fst.ewi	3 Flutes Sustain Fast
3FL Sus.ewi	3 Flutes Sustain
<b>3 Oboes</b>	
3OB Exp.ewi	3 Oboes Expressive
3OB Non Vib.ewi	3 Oboes Non Vibrato
3OB Stac.ewi	3 Oboes Staccato
3OB Sus Vib.ewi	3 Oboes Sustain Vibrato
<b>Solo Alto Flute</b>	
<i>continued</i>	

# EASTWEST MIDI GUITAR INSTRUMENTS SERIES

## MIDI GUITAR INSTRUMENTS SERIES VOL. 1: ORCHESTRA

ABBREVIATED INSTRUMENT NAME [.EWI]	FULL INSTRUMENT NAME
AFL Exp.ewi	Solo Alto Flute Expressive
AFL Legato.ewi	Solo Alto Flute Legato
AFL Non Vib.ewi	Solo Alto Flute Non Vibrato
AFL Stac.ewi	Solo Alto Flute Staccato
AFL Sus Vib.ewi	Solo Alto Flute Sustain Vibrato
<b>Solo Bass Clarinet</b>	
BCL Exp Fast.ewi	Solo Bass Clarinet Expressive Fast
BCL Exp.ewi	Solo Bass Clarinet Expressive
BCL Portato.ewi	Solo Bass Clarinet Portato
BCL Stac.ewi	Solo Bass Clarinet Staccato
BCL Sus.ewi	Solo Bass Clarinet Sustain
<b>Solo Bassoon</b>	
BSN Exp Short.ewi	Solo Bassoon Expressive Short
BSN Forte.ewi	Solo Bassoon Forte
BSN Non Vib.ewi	Solo Bassoon Non Vibrato
BSN Stac.ewi	Solo Bassoon Staccato
BSN Sus Vib.ewi	Solo Bassoon Sustain Vibrato
<b>Solo Clarinet</b>	
SCL Exp Fast.ewi	Solo Clarinet Expressive Fast
SCL Exp Slow Cres.ewi	Solo Clarinet Slow Crescendo
SCL Non Vib.ewi	Solo Clarinet Non Vibrato
SCL Portato.ewi	Solo Clarinet Portato
SCL QLeg.ewi	Solo Clarinet Legato
SCL Stac.ewi	Solo Clarinet Staccato
<b>Solo Contrabassoon</b>	
CTB Exp Short.ewi	Solo Contrabassoon Expressive Short
CTB Exp.ewi	Solo Contrabassoon Expressive
CTB Port F.ewi	Solo Contrabassoon Portato F (loud)
CTB Stac.ewi	Solo Contrabassoon Staccato
CTB Sus.ewi	Solo Contrabassoon Sustain
<b>Solo English Horn 1</b>	
EHN Exp.ewi	Solo English Horn 1 Expressive
EHN Non Vib.ewi	Solo English 1 Horn Non Vibrato
<i>continued</i>	

# EASTWEST MIDI GUITAR INSTRUMENTS SERIES

## MIDI GUITAR INSTRUMENTS SERIES VOL. 1: ORCHESTRA

ABBREVIATED INSTRUMENT NAME [.EWI]	FULL INSTRUMENT NAME
EHN Stac.ewi	Solo English 1 Horn Staccato
EHN Sus Vib.ewi	Solo English Horn 1 Sustain Vibrato
<b>Solo English Horn 2</b>	
EH2 Exp.ewi	Solo English Horn 2 Expressive
EH2 Stac.ewi	Solo English Horn 2 Staccato
EH2 Sus.ewi	Solo English Horn 2 Sustain
<b>Solo Flute</b>	
SFL Lyrical.ewi	Solo Flute Lyrical
SFL Non Vib.ewi	Solo Flute Non Vibrato
SFL Short Stac.ewi	Solo Flute Short Staccato
SFL Stac.ewi	Solo Flute Staccato
SFL Sus Vib Bright.ewi	Solo Flute Sustain Vibrato Bright
<b>Solo Oboe</b>	
SOB Exp Vib.ewi	Solo Oboe Expressive Vibrato
SOB Non Vib.ewi	Solo Oboe Non Vibrato
SOB Stac.ewi	Solo Oboe Staccato
SOB Sus Vib.ewi	Solo Oboe Sustain Vibrato
<b>Solo Piccolo Flute</b>	
PFL Exp.ewi	Solo Piccolo Flute Expressive
PFL Stac.ewi	Solo Piccolo Flute Staccato
PFL Sus Vib.ewi	Solo Piccolo Flute Sustain Vibrato

## MIDI Guitar Instruments Series Vol. 2 - Ethnic and Voices



This volume is comprised of 120 instruments divided into 4 categories: Bowed, Plucked, Voices, and Wind. In total, this volume contains approximately 18 GB of 16 bit / 44.1 kHz samples.

Comprised from multiple award winning virtual instrument collections that include Ra, Silk, Voices of Passion, Ghostwriter, Fab Four Goliath, and Symphonic Choirs, these instruments have been redesigned especially for MIDI guitar controllers.

# EASTWEST MIDI GUITAR INSTRUMENTS SERIES

## MIDI GUITAR INSTRUMENTS SERIES VOL. 2: ETHNIC AND VOICES

ABBREVIATED INSTRUMENT NAME [.EWI]	FULL INSTRUMENT NAME
<b>BOWED</b>	
30pc String Sec Legato VS.ewi	30 Piece String Section Legato Velocity Sensitive
30pc String Sec Marc RRx3.ewi	30 Piece String Section Marcato Round Robin x3
30pc String Sec Sus.ewi	30 Piece String Section Sustain
Baritone Vln Exp Vib.ewi	Baritone Violin Expressive Vibrato
Baritone Vln Sus Leg.ewi	Baritone Violin Sustain Legato
Dilruba Sus Vib.ewi	Dilruba Sustain Vibrato
E Cello Sus NV.ewi	Electric Cello Sustain Non Vibrato
E Cello Sus Short Vib.ewi	Electric Cello Sustain Short Vibrato
Erhu Sus Vib.ewi	Erhu Sustain Vibrato
Esraj Sus.ewi	Erhu Sustain
Jin Hu Sus Vib 1.ewi	Jin Hu Sustain Vibrato
Kemenche Sus Vib.ewi	Kemenche Sustain Vibrato
MidEast Fdl Live 1.ewi	Middle Eastern Fiddle Live 1
MidEast Fdl Non Vib VS.ewi	Middle Eastern Fiddle Non Vibrato Velocity Sensitive
MidEast Fdl Sus Vib.ewi	Middle Eastern Fiddle Sustain Vibrato
Sarangi Non Vib 1.ewi	Sarangi Non Vibrato
Sarod Sus RR.ewi	Sarod Sustain Round Robin
Tar Sus NV RR.ewi	Tar Sustain Non Vibrato
Zhong Hu Sus Vib.ewi	Zhong Hu Sustain Vibrato
<b>PLUCKED</b>	
Banjo Bridge.ewi	Banjo Bridge
Banjo Neck.ewi	Banjo Neck
Banjo RR.ewi	Banjo Round Robin
Guzheng Live 1.ewi	Guzheng Live 1
Guzheng Live 2.ewi	Guzheng Live 2
Guzheng Sus NV RR.ewi	Guzheng Sustain Non Vibrato Round Robin
Guzheng Sus Vib.ewi	Guzheng Sustain Vibrato
Kora.ewi	Kora
Koto Non Vib.ewi	Koto Non Vibrato
Mandolin Sus RR.ewi	Mandolin Sustain Round Robin
Pipa Live 1.ewi	Pipa Live 1
<i>continued</i>	

# EASTWEST MIDI GUITAR INSTRUMENTS SERIES

## MIDI GUITAR INSTRUMENTS SERIES VOL. 2: ETHNIC AND VOICES

ABBREVIATED INSTRUMENT NAME [.EWI]	FULL INSTRUMENT NAME
Pipa Live 2.ewi	Pipa Live 2
Pipa Sus NV RR.ewi	Pipa Sustain Non Vibrato Round Robin
Pipa Sus Vib RR.ewi	Pipa Sustain Vibrato Round Robin
Qanun Sus RR.ewi	Qanun Sustain Round Robin
Santoor Live 1.ewi	Santoor Live 1
Santoor Sus A.ewi	Santoor Sustain A
Santoor Sus AB RR.ewi	Santoor Sustain A and B Round Robin
Santoor Sus B.ewi	Santoor Sustain B
Shamisen Sus.ewi	Shamisen Sustain
Sitar Live 1.ewi	Sitar Live 1
Sitar Live 2.ewi	Sitar Live 2
Sitar Sus RR.ewi	Sitar Sustain Round Robin
Swarmandel Forever Bridge.ewi	Swarmandel Forever Bridge
Swarmandel Forever Middle.ewi	Swarmandel Forever Middle
Tambura 4-way RR.ewi	Tambura 4-way Round Robin
Yangqin Sus RR.ewi	Yangqin Sustain Round Robin
<b>VOICES</b>	
America Oh Vib.ewi	America Oh Vibrato
Boys Chorus Oh.ewi	Boys Chorus Oh
Fem Vox Non Vib Aahs Ambient.ewi	Female Vocals Non Vibrato Aahs Ambient
Fem Vox Non Vib Aahs Amped Up.ewi	Female Vocals Non Vibrato Aahs Amped Up
Fem Vox Non Vib Aahs Filtered.ewi	Female Vocals Non Vibrato Aahs Filtered
Fem Vox Non Vib Aahs Master.ewi	Female Vocals Non Vibrato Aahs Master
Fem Vox Non Vib Oohs Ambient.ewi	Female Vocals Non Vibrato Oohs Ambient
Fem Vox Non Vib Oohs Filtered.ewi	Female Vocals Non Vibrato Oohs Filtered
Fem Vox Non Vib Oohs Master.ewi	Female Vocals Non Vibrato Oohs Master
Fem Vox Sus Vib Aahs Ambient.ewi	Female Vocals Sustain Vibrato Aahs Ambient
Fem Vox Sus Vib Aahs Amped Up.ewi	Female Vocals Sustain Vibrato Aahs Amped Up
Fem Vox Sus Vib Aahs Filtered.ewi	Female Vocals Sustain Vibrato Aahs Filtered
Fem Vox Sus Vib Aahs Master.ewi	Female Vocals Sustain Vibrato Aahs Master
Fem Vox Sus Vib Oohs Ambient.ewi	Female Vocals Sustain Vibrato Oohs Ambient
Fem Vox Sus Vib Oohs Filtered.ewi	Female Vocals Sustain Vibrato Oohs Filtered
Fem Vox Sus Vib Oohs Master.ewi	Female Vocals Sustain Vibrato Oohs Master
<i>continued</i>	

# EASTWEST MIDI GUITAR INSTRUMENTS SERIES

## MIDI GUITAR INSTRUMENTS SERIES VOL. 2: ETHNIC AND VOICES

ABBREVIATED INSTRUMENT NAME [.EWI]	FULL INSTRUMENT NAME
Full Chorus Ah.ewi	Full Chorus Ah
Full Chorus Oh.ewi	Full Chorus Oh
Indian Elements.ewi	Indian Elements
Male Vox Aahs Ambient.ewi	Male Vocals Aahs Ambient
Male Vox Aahs Breath.ewi	Male Vocals Aahs Breathy
Male Vox Aahs Filtered.ewi	Male Vocals Aahs Filtered
Male Vox Aahs Master.ewi	Male Vocals Aahs Master
Male Vox Oohs Ambient.ewi	Male Vocals Oohs Ambient
Male Vox Oohs Filtered.ewi	Male Vocals Oohs Filtered
Male Vox Oohs Master.ewi	Male Vocals Oohs Master
Syrian Elements.ewi	Syrian Elements
Wales Legato Ah.ewi	Wales Legato Ah
<b>WINDS</b>	
A Duduk Exp Vib.ewi	A Duduk Expressive Vibrato
A Duduk Live 1.ewi	A Duduk Live 1
A Duduk Live 2.ewi	A Duduk Live 1
A Duduk Non Vib 1.ewi	A Duduk Non Vibrato 1
A Duduk Sus Vib 1.ewi	A Duduk Sustain Vibrato 1
Alpenhorn Exp.ewi	Alpenhorn Expressive
Alpenhorn Sus.ewi	Alpenhorn Sustain
Bag Pipe Ens VS Untuned.ewi	Bag Pipe Ensemble Velocity Sensitive Untuned
Bag Pipe Ens VS.ewi	Bag Pipe Ensemble Velocity Sensitive
Bandoneon Sus.ewi	Bandoneon Sustain
Bansuri Legato VS.ewi	Bansuri Legato Velocity Sensitive
Bansuri Live 1.ewi	Bansuri Live 1
Bansuri Sus.ewi	Bansuri Sustain
Bass Recorder Exp Fast.ewi	Bass Recorder Expressive Fast
Bawu Sus Vib Acc.ewi	Bawu Sustain Vib Accent
Bawu Sus Vib.ewi	Bawu Sustain Vibrato
Camp Double Reed Sus.ewi	Camp Double Reed Sustain
Camp Musette Sus.ewi	Camp Musette Sustain
Camp Single Reed Sus.ewi	Camp Single Reed Sustain
Didj Drones A.ewi	Didgeridoo Drones A
<i>continued</i>	

# EASTWEST MIDI GUITAR INSTRUMENTS SERIES

## MIDI GUITAR INSTRUMENTS SERIES VOL. 2: ETHNIC AND VOICES

ABBREVIATED INSTRUMENT NAME [.EWI]	FULL INSTRUMENT NAME
Didj Drones Live.ewi	Didgeridoo Drones Live
Dizi Lrg Sus NV.ewi	Dizi Large Sustain Non Vibrato
Dizi Lrg Sus Vib.ewi	Dizi Large Sustain Vibrato
Dizi Sml Sus NV.ewi	Dizi Small Sustain Non Vibrato
Dizi Sml Sus Vib.ewi	Dizi Small Sustain Vibrato
Excel Full Reed Sus.ewi	Excel Full Reed Sustain
Excel Hi Musette Sus.ewi	Excel Hi Musette Sustain
Excel Single Reed Sus.ewi	Excel Single Reed Sustain
FNC Flute Vib Exp 2 RR.ewi	First Nations Cedar Flute Vibrato Expressive 2 Round Robin
IRL Lo Whs Western Vib.ewi	Irish Low Whistle Western Vibrato
Lucy in the Lowery.ewi	Lucy in the Lowery
Ney 2 Non Vib.ewi	Ney 2 Non Vibrato
Ney 2 Sus Vib.ewi	Ney 2 Sustain Vibrato
Ney 3 Exp 1.ewi	Ney 3 Expressive 1
Ney 3 Sus Vib 1.ewi	Ney 3 Sustain Vibrato 1
Pan Flute Non Vib.ewi	Pan Flute Non Vibrato
Pan Flute Sus Vib.ewi	Pan Flute Sustain Vibrato
Shakuhachi Non Vib.ewi	Shakuhachi Non Vibrato
Shakuhachi Ovrblwn.ewi	Shakuhachi Overblown
Sheng Sus NV.ewi	Sheng Sustain Non Vibrato
Suona 1 Sus NV.ewi	Suona 1 Sustain Non Vibrato
Suona 2 Exp.ewi	Suona 2 Expressive
Xiao Exp.ewi	Xiao Expressive
Xiao Live 1.ewi	Xiao Live 1
Xiao Sus NV.ewi	Xiao Sustain Non Vibrato
Xiao Vib.ewi	Xiao Vibrato

# EASTWEST MIDI GUITAR INSTRUMENTS SERIES

## MIDI Guitar Instruments Series Vol. 3 - Soundscapes



This volume is comprised of 72 instruments. In total, this volume contains approximately 12 GB of 16 bit / 44.1 kHz samples.

Spanning multiple award winning virtual instrument collections including Ghostwriter, Goliath, The Dark Side, these instruments have been redesigned especially for MIDI guitar controllers.

### MIDI GUITAR INSTRUMENTS SERIES VOL. 3: SOUNDSCAPES

ABBREVIATED INSTRUMENT NAME [.EWI]	FULL INSTRUMENT NAME
<b>AMBIENT</b>	
Andreas Kugelschreiber.ewi	Andreas Kugelschreiber
Astral Pad Ambient.ewi	Astral Pad Ambient
Backwards Distorted Guitar Dry.ewi	Backwards Distorted Guitar Dry
Backwards Distorted Guitar wEFX.ewi	Backwards Distorted Guitar with Effects
Backwardspeil.ewi	Backwardspeil
Bird of Peace.ewi	Bird of Peace
Cambot.ewi	Cambot
Chi and Chang.ewi	Chi and Chang
Collossus Pad.ewi	Collossus Pad
Crystal Tower.ewi	Crystal Tower
CS80 Orchestra.ewi	CS80 Orchestra
Deep Breathing.ewi	Deep Breathing
Dhali Pad.ewi	Dhali Pad
Dist Cello Ethereal.ewi	Distorted Cello Ethereal
Dist Cello Monster.ewi	Distorted Cello Monster
Ebow Gtr Attack Sus.ewi	Ebow Guitar Attack Sustain
Ebow Gtr Spacey Sus.ewi	Ebow Guitar Spacey Sustain
Ebow Gtr Sus.ewi	Ebow Guitar Sustain
Electric Medieval.ewi	Electric Medieval
Ethereal.ewi	Ethereal
Ethnic Dulcimer.ewi	Ethnic Dulcimer
<i>continued</i>	

# EASTWEST MIDI GUITAR INSTRUMENTS SERIES

## MIDI GUITAR INSTRUMENTS SERIES VOL. 3: SOUNDSCAPES

ABBREVIATED INSTRUMENT NAME [.EWI]	FULL INSTRUMENT NAME
Fallen.ewi	Fallen
Freak Shimmer Combo.ewi	Freak Shimmer Combo
Freak Shimmer Dry.ewi	Freak Shimmer Dry
Freak Shimmer EFX.ewi	Freak Shimmer with Effects
Furry Ethnic Orch.ewi	Furry Ethnic Orchestra
FX (Atmosphere).ewi	FX (Atmosphere)
FX (Brightness).ewi	FX (Brightness)
FX (Crystal).ewi	FX (Crystal)
FX (Soundtrack).ewi	FX (Soundtrack)
Gamelan Box Ambient.ewi	Gamelan Box Ambient
Gamelan Box Stranger.ewi	Gamelan Box Stranger
Heartstone.ewi	Heartstone
Les Dulcimer Ambient.ewi	Leslie Dulcimer Ambient
Les Dulcimer Master.ewi	Leslie Dulcimer Master
Les Dulcimer Monster.ewi	Leslie Dulcimer Monster
Les Sitar Master.ewi	Leslie Sitar Master
Les Sitar Spacey.ewi	Leslie Sitar Spacey
Leslie Choir Wide.ewi	Leslie Choir Wide
Madamadness.ewi	Madamadness
Men From Manilla Pad.ewi	Men From Manilla Pad
Neptune Strings.ewi	Neptune Strings
Old Bombay.ewi	Old Bombay
Pad 1 (New Age).ewi	Pad 1 (New Age)
Perc Sci-Fi.ewi	Percussion Sci-Fi
Proc Bells Spacey.ewi	Processed Bells Spacey
Progsichord Master.ewi	Progsichord Master
Progsichord Spacey.ewi	Progsichord Spacey
Rivensong.ewi	Rivensong
Sigur Gtr Filtered Sus.ewi	Sigur Guitar Filtered Sustain
Sigur Gtr In Space Sus.ewi	Sigur Guitar In Space Sustain
Sigur Gtr Les Spacey Sus.ewi	Sigur Guitar Leslie Spacey Sustain
Sigur Gtr Les Sus	Sigur Guitar Leslie Sustain
Sigur Gtr Sus.ewi	Sigur Guitar Sustain
<i>continued</i>	

## MIDI GUITAR INSTRUMENTS SERIES VOL. 3: SOUNDSCAPES

ABBREVIATED INSTRUMENT NAME [.EWI]	FULL INSTRUMENT NAME
Snake Charmer.ewi	Snake Charmer
Spiritual Warrior.ewi	Spiritual Warrior
Stone Therapy.ewi	Stone Therapy
Sultan.ewi	Sultan
Sundial.ewi	Sundial
Synth Strings 1.ewi	Synthesizer Strings 1
Time Gtr Sus Filtered.ewi	Time Guitar Sustain Filtered
Time Gtr Sus Grunged Up.ewi	Time Guitar Sustain Grunged Up
Time Gtr Sus Low Grunge.ewi	Time Guitar Sustain Low Grunge
Time Gtr Sus Master.ewi	Time Guitar Sustain Master
Traveller.ewi	Traveller
UFO Choir.ewi	UFO Choir
Weeping Dragon.ewi	Weeping Dragon
Weird Celesta Amp Spread.ewi	Weird Celesta Amp Spread
Weird Celesta Master.ewi	Weird Celesta Master
Weird Celesta Warped.ewi	Weird Celesta Warped
X-mas Pad.ewi	X-mas Pad
Zitherland.ewi	Zitherland

## MIDI Guitar Instruments Series Vol. 4 - Guitar & Bass



This volume is comprised of 94 instruments in two categories: Guitar and Bass. In total, this volume contains approximately 38 GB of 16 bit / 44.1 kHz samples.

In addition to the instruments redesigned for MIDI guitar controllers from the award winning collections of Ministry of Rock 1 & 2, The Dark Side, Ghostwriter, and Fab Four, this volume also contains two new guitars; the Martin D28 and the Fano Electric.

# EASTWEST MIDI GUITAR INSTRUMENTS SERIES

## MIDI GUITAR INSTRUMENTS SERIES VOL. 4: GUITAR AND BASS

ABBREVIATED INSTRUMENT NAME [.EWI]	FULL INSTRUMENT NAME
<b>BASS</b>	
61 Fender Jazz Paris Vibe.ewi	1961 Fender Jazz Paris Vibe
61 Fender Jazz Sus.ewi	1961 Fender Jazz Sustain
66 Silvertone Fg Sus.ewi	1966 Silvertone Finger Sustain
66 Silvertone Pk Sus RR.ewi	1966 Silvertone Pick Sustain Round Robin
72 Rickenbacker Sus RR.ewi	1972 Rickenbacker Sustain Round Robin
Bass Hemorrhage Sus.ewi	Bass Hemorrhage Sustain
Bass Snatchers Sus.ewi	Bass Snatchers Sustain
Destroyer Bass.ewi	Destroyer Bass
Distorted Attack Bass.ewi	Distorted Attack Bass
Fender P-Bass Legato.ewi	Fender P-Bass Legato
Fender P-Bass Sus Mute.ewi	Fender P-Bass Sustain Mute
Fender P-Bass Sus RR.ewi	Fender P-Bass Sustain Round Robin
Fuzz Bass.ewi	Fuzz Bass
Lakland Fg Sus RR.ewi	Lakland Finger Sustain Round Robin
Lakland Pk Sus RR.ewi	Lakland Pick Sustain Round Robin
Mean Synth Bass.ewi	Mean Synth Bass
Musicanman Vintage Pk Sus RR.ewi	Musicanman Vintage Pick Sustain Round Robin
Nuclear Bass.ewi	Nuclear Bass
Obliterator Bass Sus Pk RR.ewi	Obliterator Bass Sustain Pick Round Robin
Perc Bass.ewi	Perc Bass
Radioactive.ewi	Radioactive
Rattly Bass.ewi	Rattly Bass
Relatively Clean Bass Sus.ewi	Relatively Clean Bass Sustain
Spector Bass Amp Finger.ewi	Spector Bass Amp Finger
Spector Bass Amp Sus Pk RR.ewi	Spector Bass Amp Sustain Pick Round Robin
Spector Bass Deep Grunge Finger p.ewi	Spector Bass Deep Grunge Finger p (soft)
Spector Bass DI Finger p.ewi	Spector Bass Direct-In Finger p (soft)
Spector Bass DI Sus Pk RR.ewi	Spector Bass Direct-In Sustain Pick Round Robin
Spector Bass Edgy Finger p.ewi	Spector Bass Edgy Finger p (soft)
Spector Bass Edgy Sus Pk RR.ewi	Spector Bass Edgy Sustain Pick Round Robin
Spector Bass Fuzz Finger p.ewi	Spector Bass Fuzz Finger p (soft)
Spector Bass ReAmped Finger p.ewi	Spector Bass ReAmped Finger p (soft)
<i>continued</i>	

# EASTWEST MIDI GUITAR INSTRUMENTS SERIES

## MIDI GUITAR INSTRUMENTS SERIES VOL. 4: GUITAR AND BASS

ABBREVIATED INSTRUMENT NAME [.EWI]	FULL INSTRUMENT NAME
Spector Bass ReAmped Sus Pk RR.ewi	Spector Bass ReAmped Sustain Pick Round Robin
Spector Bass Reverberant Finger p.ewi	Spector Bass Reverberant Finger p (soft)
Spector Bass Reverberant Sus Pk RR.ewi	Spector Bass Reverberant Sustain Pick Round Robin
Specter Sus Finger.ewi	Specter Sustain Finger
Stingray 5 Finger Sus Long RR.ewi	Stingray 5 String Finger Sustain Long Round Robin
Stingray 5 Pick Sus Long RR.ewi	Stingray 5 String Pick Sustain Long Round Robin
Tunnel Bass Monster Sus.ewi	Tunnel Bass Monster Sustain
Tunnel Bass Sus.ewi	Tunnel Bass Sustain
<b>GUITAR</b>	
7 Str. Iban. Lead Legato Sus.ewi	7 String Ibanez Lead Legato Sustain
7 Str. Iban. Lead Sus Vib.ewi	7 String Ibanez Lead Sustain Vibrato
Arp LesGtr Master.ewi	Arp Leslie Guitar Master
Bari Monolithic Buzzy Amp.ewi	Baritone Monolithic Buzzy Amp
Baritone Lead Sus RR.ewi	Baritone Lead Sustain Round Robin
Baritone Roland Non Vib.ewi	Baritone Roland Non Vibrato
Classical Gtr Sus Non Vib RR.ewi	Classical Guitar Sustain Non Vibrato Round Robin
Classical Gtr Sus Vib RR.ewi	Classical Guitar Sustain Vibrato Round Robin
Dirty Leslie Gtr Sus Non Vib RR.ewi	Dirty Leslie Guitar Sustain Non Vibrato Round Robin
Dirty Leslie Gtr Sus Vib RR.ewi	Dirty Leslie Guitar Sustain Vibrato Round Robin
Dist Tele Non Vib RR.ewi	Distorted Telecaster Non Vibrato Round Robin
Django Long Lead.ewi	Django Long Lead
Django Short Lead.ewi	Django Short Lead
Fano Electric Gtr Strum RR.ewi	Fano Electric Guitar Strum Round Robin
Fano Electric Gtr Sus RR.ewi	Fano Electric Guitar Sus Round Robin
Flamenco Gtr Sus RR Bridge.ewi	Flamenco Guitar Sustain Round Robin Bridge
Flamenco Gtr Sus RR.ewi	Flamenco Guitar Sustain Round Robin
Guitars On Mars.ewi	Guitars On Mars
I Want Guitar.ewi	I Want Guitar
I'm A Blackbird Guitar Fingered.ewi	I'm A Blackbird Guitar Fingered
I'm A Blackbird Guitar Sus Pick RR.ewi	I'm A Blackbird Guitar Sustain Pick Round Robin
Jaguar Strum Long RR pos 1.ewi	Jaguar Strum Long Round Robin Position 1
Jaguar Strum Long RR pos 2.ewi	Jaguar Strum Long Round Robin Position 2
Jaguar Sus Non Vib.ewi	Jaguar Sustain Non Vibrato
<i>continued</i>	


# EASTWEST MIDI GUITAR INSTRUMENTS SERIES

## MIDI GUITAR INSTRUMENTS SERIES VOL. 4: GUITAR AND BASS

ABBREVIATED INSTRUMENT NAME [.EWI]	FULL INSTRUMENT NAME
Les Paul AMP Driven Hard Non Vib RR.ewi	Les Paul AMP Driven Hard Non Vibrato Round Robin
Les Paul AMP Driven Hard Sus Vib RR.ewi	Les Paul AMP Driven Hard Sustain Vibrato Round Robin
Les Paul AMP Modulated Non Vib RR.ewi	Les Paul AMP Modulated Non Vibrato Round Robin
Les Paul AMP Modulated Sus Vib RR.ewi	Les Paul AMP Modulated Sustain Vibrato Round Robin
Les Paul AMP Non Vib RR.ewi	Les Paul AMP Non Vibrato Round Robin
Les Paul AMP Ambient Swells Non Vib RR.ewi	Les Paul AMP Ambient Swells Non Vibrato Round Robin
Les Paul AMP Modulation Non Vib RR.ewi	Les Paul AMP Modulation Non Vibrato Round Robin
LoFi Crunch Drone Swells Non Vib RR.ewi	Low-Fi Crunch Drone Swells Non Vibrato Round Robin
LoFi Crunch Grunge Non Vib RR.ewi	Low-Fi Crunch Grunge Non Vibrato Round Robin
LoFi Crunch Grungey Swells Non Vib RR.ewi	Low-Fi Crunch Grungey Swells Non Vibrato Round Robin
LP Delx Lead Sus Vib Fst.ewi	Les Paul Deluxe Lead Sustain Vibrato Fast
LP Delx Lead Sus Vib.ewi	Les Paul Deluxe Lead Sustain Vibrato
Martin D28 Strum RR.ewi	Martin D28 Strum Round Robin
Martin D28 Sus RR.ewi	Martin D28 Sustain Round Robin
Nasal Gtr Non Vib RR.ewi	Nasal Guitar Non Vibrato Round Robin
Octave Distortion Non Vib RR.ewi	Octave Distortion Non Vibrato Round Robin
Octave Distortion ReAmp Swell Non Vib RR.ewi	Octave Distortion ReAmp Swell Non Vibrato Round Robin
Octave Distortion Spacey Non Vib RR.ewi	Octave Distortion Spacey Non Vibrato Round Robin
Schecter 7str Lead Sus Non Vib.ewi	Schecter 7 String Lead Sustain Non Vibrato
Schecter 7str Lead Sus Vib RR.ewi	Schecter 7 String Lead Sustain Vibrato Round Robin
Spanish Steel Gtr Strum RR.ewi	Spanish Steel Guitar Strum Round Robin
Spanish Steel Gtr Sus RR.ewi	Spanish Steel Guitar Sustain Round Robin
Tele DI Modulated Non Vib RR.ewi	Telecaster Direct-In Modulated Non Vibrato Round Robin
Tele DI Pin Non Vib RR.ewi	Telecaster Direct-In Pin Non Vibrato Round Robin
Tele Modulated Chime Non Vib RR.ewi	Telecaster Modulated Chime Non Vibrato Round Robin
Ticket to Guitar.ewi	Ticket to Guitar
Washbrn Gtr Finger.ewi	1890 Washburn Guitar Finger
Washbrn Gtr Live.ewi	1890 Washburn Guitar Live
Washbrn Gtr Pick RR.ewi	1890 Washburn Guitar Pick Round Robin
Washbrn Gtr Strum RR.ewi	1890 Washburn Guitar Strum Round Robin

# EASTWEST MIDI GUITAR INSTRUMENTS SERIES

## MIDI Guitar Instruments Series Vol. 5 - Keys & Perc



This volume is comprised of 93 instruments divided into 2 categories: Keys and Percussion. In total, this volume contains approximately 23 GB of 16 bit / 44.1 kHz samples.

These instruments are redesigned specifically for MIDI guitar controllers and are comprised of multiple award winning virtual instrument collections that includes Ghostwriter, The Dark Side, Goliath, Ghostwriter, Stormdrum, and Fab Four.

MIDI GUITAR INSTRUMENTS SERIES VOL. 5: KEYS AND PERCUSSION	
ABBREVIATED INSTRUMENT NAME [.EWI]	FULL INSTRUMENT NAME
<b>KEYS</b>	
Armadeus Organ.ewi	Armadeus Organ
B3 Full Organ.ewi	Hammond B3 Full Organ
B3 Jazz Organ P2.ewi	Hammond B3 Jazz Organ P2
B3 Jazz Organ P3.ewi	Hammond B3 Jazz Organ P3
B3 Jazz Organ.ewi	Hammond B3 Jazz Organ
B3 Soul Organ P2.ewi	Hammond B3 Soul Organ P2
B3 Soul Organ P3.ewi	Hammond B3 Soul Organ P3
B3 Soul Organ.ewi	Hammond B3 Soul Organ
Baby I'm A Clavioline - Long.ewi	Baby I'm A Clavioline - Long
Baby I'm A Clavioline - Short.ewi	Baby I'm A Clavioline - Short
Because I'm A Harpsichord.ewi	Because I'm A Harpsichord
Bent Funeral Organ.ewi	Bent Funeral Organ
Brain Damage.ewi	Brain Damage
Celeste.ewi	Celeste
Chaos.ewi	Chaos
Chorus Strings.ewi	Chorus Strings
Church Organ.ewi	Church Organ
Clav Lesfst Ambient.ewi	Clav Leslie Fast Ambient
Clav Lesfst Bass Monster.ewi	Clav Leslie Fast Bass Monster
Clav Lesslw Ambient.ewi	Clav Leslie Slow Ambient
<i>continued</i>	

# EASTWEST MIDI GUITAR INSTRUMENTS SERIES

## MIDI GUITAR INSTRUMENTS SERIES VOL. 5: KEYS AND PERCUSSION

ABBREVIATED INSTRUMENT NAME [.ewi]	FULL INSTRUMENT NAME
Clavlowry Lesfst Compress.ewi	Clavlowry Leslie Fast Compress
Clavlowry Lesfst Spacey.ewi	Clavlowry Leslie Fast Spacey
Clavlowry Lesslw Fuzzbass.ewi	Clavlowry Leslie Slow Fuzzbass
Clavlowry Lesslw Halo.ewi	Clavlowry Leslie Slow Halo
Clavlowry Lesslw Master.ewi	Clavlowry Leslie Slow Master
Clavlowry Lesslw Percussive.ewi	Clavlowry Leslie Slow Percussive
CP-80-FM.ewi	CP-80-FM
CP-80.ewi	CP-80
Death Piano Nasal.ewi	Death Piano Nasal
Dis Cello Ethereal.ewi	Distorted Cello Ethereal
Dist Hammond Master.ewi	Distorted Hammond Master
Distorgan.ewi	Distorted Organ
Evil Piano Fuzzy Amp.ewi	Evil Piano Fuzzy Amp
Evil Piano No Attack.ewi	Evil Piano No Attack
Evil Piano Skeletons.ewi	Evil Piano Skeletons
Farfisa A.ewi	Farfisa A
Farfisa B.ewi	Farfisa B
Farfisa F.ewi	Farfisa F
Fckd Farisa Eerie.ewi	F*ckd Farisa Eerie
Floyd Piano Ambient.ewi	Floyd Piano Ambient
Floyd Piano Compressed.ewi	Floyd Piano Compressed
Floyd Piano Fltr Gentle.ewi	Floyd Piano Filtered Gentle
Floyd Piano Fltr Master.ewi	Floyd Piano Filtered Master
Floyd Piano Fltr Swells.ewi	Floyd Piano Filtered Swells
Floyd Piano Gentle.ewi	Floyd Piano Gentle
Floyd Piano Maseter.ewi	Floyd Piano Maseter
Fuzzy Keys.ewi	Fuzzy Keys
Glock and Vibes Ambient.ewi	Glockenspiel and Vibes Ambient
Glock and Vibes Master.ewi	Glockenspiel and Vibes Master
Glock.ewi	Glockenspiel
GS-1 Hybrid Piano.ewi	GS-1 Hybrid Piano
GS-1 Rhodes Boosted-Tone.ewi	GS-1 Rhodes Boosted-Tone
GS-1 - EP1 Ens.ewi	GS-1 - EP1 Ensemble
<i>continued</i>	

# EASTWEST MIDI GUITAR INSTRUMENTS SERIES

## MIDI GUITAR INSTRUMENTS SERIES VOL. 5: KEYS AND PERCUSSION

ABBREVIATED INSTRUMENT NAME [.ewi]	FULL INSTRUMENT NAME
GS-1 - EP1.ewi	GS-1 - EP1
Harpsichord.ewi	Harpsichord
Madonna Piano.ewi	Madonna Piano
Marimba.ewi	Marimba
Melstrings Mod Ambient.ewi	Mellotron Strings Modulation Ambient
Melstrings Mod Soft.ewi	Mellotron Strings Modulation Soft
Music Box.ewi	Music Box
Pin Piano Forte.ewi	Pin Piano Forte
Pin Piano Halo.ewi	Pin Piano Halo
Pin Piano Master.ewi	Pin Piano Master
Psychedelic Rhodes.ewi	Psychedelic Rhodes
Psycho Shimmer Keys.ewi	Psycho Shimmer Keys
Psycho.ewi	Psycho
Rhodes 88 Suitcase.ewi	Rhodes 88 Suitcase
Steinway B.ewi	Steinway B
Strawberry Flutes.ewi	Strawberry Flutes
Tunnel Keys Master.ewi	Tunnel Keys Master
Tunnel Keys Swell.ewi	Tunnel Keys Swell
Tutti Fluti.ewi	Tutti Fluti
Underwater Piano Sus.ewi	Underwater Piano Sustain
Vibraphone.ewi	Vibraphone
We Can Work A Harmonium Full.ewi	We Can Work A Harmonium Full
We Can Work A Harmonium Solo.ewi	We Can Work A Harmonium Solo
Xylophone.ewi	Xylophone
<b>PERCUSSION</b>	
11 Bowl Gongs.ewi	11 inch Bowl Gongs
12ft Log Drums.ewi	12 foot Log Drums
Dirt Kit 1 LT.ewi	Dirt Drum Kit 1 Light
Dynasty O Daiko.ewi	Dynasty O Daiko
Earthquake Ensemble.ewi	Earthquake Ensemble
Gamelan Ensemble Tuned.ewi	Gamelan Ensemble Tuned
Large African Djembe.ewi	Large African Djembe
Lion Drum Ens Hits.ewi	Lion Drum Ensemble Hits
Lord of the Toms Ens.ewi	Lord of the Toms Ensemble
<i>continued</i>	

## MIDI GUITAR INSTRUMENTS SERIES VOL. 5: KEYS AND PERCUSSION

ABBREVIATED INSTRUMENT NAME [.EWI]	FULL INSTRUMENT NAME
Middle Earth Ens.ewi	Middle Earth Ensemble
MOR Ludwig Kit.ewi	MOR Ludwig Drum Kit
Moroccan Darabuka.ewi	Moroccan Darabuka
Pharoahs Dumbek.ewi	Pharoahs Dumbek
Punjabi Dhol.ewi	Punjabi Dhol
Tabla Guru.ewi	Tabla Guru

## MIDI Guitar Instruments Series - Teaser Pack



This volume is comprised of 25 instruments in total, 5 from each of the 5 volumes of the MIDI Guitar Instruments Series. In total, this volume contains approximately 9 GB of 16 bit / 44.1 kHz samples.

These instruments have redesigned specifically for MIDI guitar controllers and are comprised of multiple award winning virtual instrument collections including the Symphonic Orchestra, Voices of Passion, RA, Goliath, Ghostwriter, Ministry of Rock and Stormdrum.

## MIDI GUITAR INSTRUMENTS SERIES: TEASER PACK

ABBREVIATED INSTRUMENT NAME [.EWI]	FULL INSTRUMENT NAME
<b>1 ORCHESTRAL</b>	
2 Trumpets Sus.ewi	2 Trumpets Sustain
Orch Chimes.ewi	Orchestral Chimes
Solo Cello Sus Vib Hard.ewi	Solo Cello Sustain Vibrato Hard
Solo Contrabass Sus NV.ewi	Solo Contrabass Sustain Non Vibrato
Solo Flute Lyrical.ewi	Solo Flute Lyrical
<b>2 ETHNIC</b>	
A Duduk Sus Vib 1.ewi	A Duduk Sustain Vibrato 1
Bansuri Sus.ewi	Bansuri Sustain
Dilruba Sus Vib.ewi	Dilruba Sustain Vibrato
Santoor Sus AB RR.ewi	Santoor Sustain AB Round Robin
Wales Legato Ah.ewi	Wales Legato Ah
<i>continued</i>	

# EASTWEST MIDI GUITAR INSTRUMENTS SERIES

## MIDI GUITAR INSTRUMENTS SERIES: TEASER PACK

ABBREVIATED INSTRUMENT NAME [.EWI]	FULL INSTRUMENT NAME
<b>3 SOUNDSCAPES</b>	
CS80 Orchestra.ewi	CS80 Orchestra
Ethereal.ewi	Ethereal
FX (Atmosphere).ewi	FX (Atmosphere)
Gamelan Box Ambient.ewi	Gamelan Box Ambient
Sundial.ewi	Sundial
<b>4 GUITAR AND BASS</b>	
7 Str. Iban. Lead Legato Sus.ewi	7 String Ibanez Lead Legato Sustain
61 Fender Jazz Sus.ewi	61 Fender Jazz Sustain
Baritone Lead Sus RR.ewi	Baritone Lead Sustain Round Robin
Spanish Steel Gtr Sus RR.ewi	Spanish Steel Guitar Sustain Round Robin
Washbrn Gtr Pick RR.ewi	1890 Washburn Guitar Pick Round Robin
<b>5 KEYS AND PERCUSSION</b>	
B3 Full Organ.ewi	Hammond B3 Full Organ
Floyd Piano Master.ewi	Floyd Piano Master
GS-1 Hybrid Piano.ewi	GS-1 Hybrid Piano
Lion Drum Ens Hits.ewi	Lion Drum Ensemble Hits
Marimba.ewi	Marimba



## **Chapter 6: TriplePlay Parameters**

- 51 MIDI Mode**
- 51 Touch Sensitivity**
- 51 Sustain Pedal**
- 51 Dynamics Sensitivity**
- 52 Dynamics Offset**
- 52 Transpose**
- 52 Pitchbend**

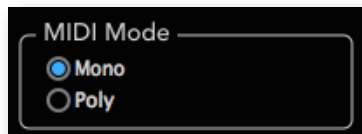
# TriplePlay Parameters

## Customizing TriplePlay Parameters

Described below are settings that can be customized to tweak the playability of an instrument to better suit a given playing style.

### MIDI Mode

This option allows you the choice between Monophonic and Polyphonic modes.

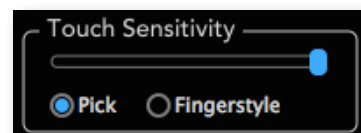


**Mono** (Monophonic) will only allow 1 note to play at a time, which is best for solo instruments like a voice or solo flute.

**Poly** (Polyphonic) allows more than 1 note to play at a time. This option is ideal for instruments like keyboards and pads, which typically play chords.

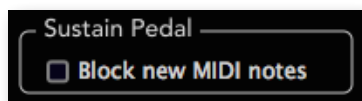
### Touch Sensitivity

This parameter allows you to determine the level of touch sensitivity based on the desired playing style. Moving the slider to the right will make for a more sensitive dynamic response. For accurate tracking, be sure to select the intended playing style, depending on whether you're playing with a **Pick** or with **Fingerstyle**.



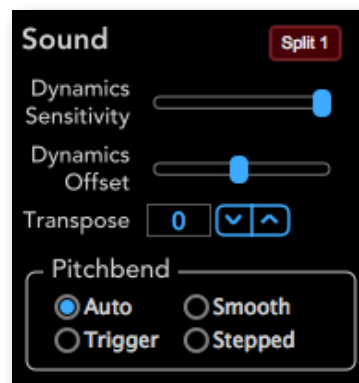
### Sustain Pedal

Checking this option allows you to block MIDI input once the pedal is depressed. This is useful for sustaining a sound while soloing over the top with the Guitar audio input channel engaged. Make sure to un-mute the Guitar audio input channel in this case.



### Dynamics Sensitivity

This slider affects the way TriplePlay translates dynamics of your guitar playing into MIDI's velocity scale, which uses values between 0 and 127. Putting the slider all the way to the right allows the most dynamic range, where playing really soft will result in 0 MIDI velocity value, and playing really hard will result in a MIDI ve-



locity value of 127. Putting the slider all the way to the left will result in a fixed MIDI velocity value of 64.

## Dynamics Offset

This slider offsets the relative value of the Dynamics Sensitivity setting.

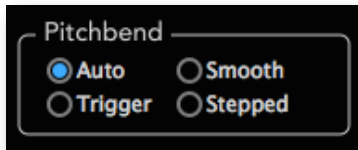
## Transpose

Click on the up or down arrows to change the note transposition in half step (1 semitone) increments, up to two octaves in either direction.

## Pitchbend

The four options here determine how TriplePlay translates pitches in between notes.

**Auto** filters out small pitch discrepancies, but will reproduce pitch bending when played in an obvious way.



**Smooth** translates all bent notes as pitch bend, as opposed to newly triggered notes.

**Triggered** does not use pitch bend, but instead will trigger a new attack when bending into a new note.

**Stepped** uses a combination of pitch bend and rounding to the nearly half-step (1 semitone) This allows pitch bending from one note to another, where the destination note will be perfectly in tune.

# **END USER LICENSE AGREEMENT**

THE EASTWEST SOUNDS, INC. END USER LICENSE AGREEMENT GOVERNS THE USE OF EASTWEST, EASTWEST/QUANTUM LEAP, AND QUANTUM LEAP SOFTWARE, AUDIO CONTENT, AND OTHER INTELLECTUAL PROPERTY PROVIDED BY EASTWEST TO THE END USER. PLEASE READ THIS LICENSE AGREEMENT (“LICENSE”) CAREFULLY BEFORE USING THE EASTWEST SOFTWARE, AUDIO CONTENT, AND OTHER INTELLECTUAL PROPERTY, AS IT GOVERNS THE TERMS AND CONDITIONS OF YOUR USE.

BY USING THE EASTWEST SOFTWARE, AUDIO CONTENT, OR OTHER INTELLECTUAL PROPERTY, YOU ARE AGREEING TO BE BOUND BY THE TERMS OF THIS LICENSE. IF YOU DO NOT AGREE TO THE TERMS OF THIS LICENSE, DO NOT USE THE EASTWEST SOFTWARE, AUDIO CONTENT, OR OTHER INTELLECTUAL PROPERTY. IF YOU DO NOT AGREE TO THE TERMS OF THE LICENSE, YOU MAY RETURN THE EASTWEST SOFTWARE, AUDIO CONTENT, AND INTELLECTUAL PROPERTY TO THE PLACE WHERE YOU OBTAINED IT FOR A REFUND. YOU MUST RETURN THE ENTIRE PACKAGE IN ORDER TO OBTAIN A REFUND. IF THE EASTWEST SOFTWARE, AUDIO CONTENT, OR INTELLECTUAL PROPERTY WERE ACCESSED ELECTRONICALLY AND YOU DO NOT AGREE TO THE LICENSE, SIMPLY CLICK “DECLINE”.

**IMPORTANT NOTE:** The software, audio content, and other intellectual property provided by EastWest to you may be used by you to create your own original works pursuant to the terms and conditions of this License. You may not use, distribute, or broadcast any of the software, audio content, or other intellectual property in any manner not expressly permitted by this License. If you are uncertain about your rights to use the software, audio content, or other intellectual property, you should contact your legal advisor before proceeding.

1. **General.** The EASTWEST SOFTWARE (without limit, the software, scripts, audio content, audio loops, sound files, samples, impulse responses, audio processing tools, images, formulas, designs, inventions, works, documentation, fonts, and other intellectual property whether on disk, in read only memory, on any other media or in any other form) provided to you is licensed, not sold, to you by EAST WEST SOUNDS, Inc. (“EASTWEST”) for use only under the terms of this License, and EASTWEST reserves all rights not expressly granted to you. You own the media on which EASTWEST SOFTWARE is recorded but EASTWEST and/or EASTWEST’s licensor(s) retain ownership of the EASTWEST SOFTWARE itself. The terms of this License will govern any EASTWEST SOFTWARE upgrades provided by EASTWEST that replace and/or supplement the original EASTWEST SOFTWARE, unless such upgrade is accompanied by a separate license, in which case the terms of that license will govern. Title and intellectual property rights in and to any content displayed by or accessed through the EASTWEST SOFTWARE belongs to the respective content owner. Such content may be protected by copyright or other intellectual property laws and treaties, and may be subject to terms of use of the third party providing such content.

## EASTWEST MIDI GUITAR INSTRUMENTS SERIES

2. Permitted License Uses and Restrictions. You are granted a limited non-exclusive license to use the EASTWEST SOFTWARE as follows, subject to all other terms and conditions of this License:

A. You may install and use one copy of the EASTWEST SOFTWARE on one computer. You will be required to purchase, authorize and use a Pace iLok security key (not included) or other security protection EASTWEST includes to access the EASTWEST SOFTWARE. You may not make the EASTWEST SOFTWARE available over a network where it could be used by multiple computers or users at the same time. You may make one copy of the EASTWEST SOFTWARE in machine-readable form for backup purposes only; provided that the backup copy must include all copyright or other proprietary notices contained on the original.

B. You may use the EASTWEST SOFTWARE to create your own original music compositions or soundtracks for your film, video, music, and audio projects, and you may broadcast and/or distribute your own original music compositions or soundtracks that were created using EASTWEST SOFTWARE.

C. You may not use the EASTWEST SOFTWARE to create sounds or other content for any kind of synthesizer, virtual instrument, sample library, sample-based product, musical instrument, or competitive product. You may not license, sell, or distribute (commercially or otherwise) either the EASTWEST SOFTWARE or any portion or component parts of the EASTWEST SOFTWARE on a standalone basis or repackage and sell, license, or distribute either the EASTWEST SOFTWARE or any portion or component parts of the EASTWEST SOFTWARE on a standalone basis.

D. You may use the EASTWEST SOFTWARE to compose original music compositions or soundtracks; or for a Production Music Library, also known as stock music or library music (original compositions or soundtracks created entirely by you using the EASTWEST SOFTWARE that you, in turn, license as an original composition or soundtrack to third parties for use in film, television, radio, or other media), provided the completed composition or soundtrack is created solely by you.

E. You may use any included EASTWEST SOFTWARE Audio Loops (compositions that contain a combination of sound samples that can be repeated to form a continuous piece of music) for a Production Music Library, also known as stock music or library music (original compositions or soundtracks created entirely by you using the EASTWEST SOFTWARE that you, in turn, license as an original composition or soundtrack to third parties for use in film, television, radio, or other media), subject to the following terms and conditions: (1) the Audio Loops must be used in a musical context with at least two other instruments that contribute significantly to the composition; and (2) The entire Audio Loop cannot be left exposed at any time in the composition. If you have any doubt a composition or soundtrack by you meets the foregoing criteria, you may submit the composition to [licensing@eastwestsounds.com](mailto:licensing@eastwestsounds.com) for written approval. Please do not send audio or MP3 files, send us a link to your composition on your web server.

F. You may not, and you agree not to, or to enable others to, copy (except as and only to the extent permitted in this License), decompile, reverse engineer, disassemble, attempt

## EASTWEST MIDI GUITAR INSTRUMENTS SERIES

to derive the source code of, decrypt, modify, or create derivative works of the EASTWEST SOFTWARE or any part thereof (except as and only to the extent any foregoing restriction is prohibited by applicable law).

3. Transfer Restriction: A right to use the EASTWEST SOFTWARE is granted to the original end-user of the product (Licensee) and is NOT transferable. You may not rent, lease, lend, sell, redistribute or sublicense the EASTWEST SOFTWARE.

Updates and Upgrades: If an EASTWEST SOFTWARE update completely replaces (full install) a previously licensed version of the EASTWEST SOFTWARE, you may not use both versions of the EASTWEST SOFTWARE at the same time nor may you transfer them separately.

Not for Resale (NFR) Copies: Notwithstanding other sections of this License, EASTWEST SOFTWARE labeled or otherwise provided to you for development or on a promotional basis may only be used for development, demonstration, testing and evaluation purposes and may NOT be used for any revenue generating activity that includes the use of the EASTWEST SOFTWARE without the written consent of EASTWEST. If you are not sure which license type you own (LICENSE / NFR), please check your iLok or other identified security account or contact [licensing@eastwestsounds.com](mailto:licensing@eastwestsounds.com).

Educational Copies: You must be an Eligible Educational End User to use the EASTWEST SOFTWARE. "Eligible Educational End Users" means students, faculty, staff and administration attending and/or working at an educational institutional facility (i.e., college campus, public or private K-12 schools). EASTWEST SOFTWARE provided for this purpose may NOT be used for any revenue generating activity that includes the use of the EASTWEST SOFTWARE without the written consent of EASTWEST.

4. Consent to Use of Data. You agree that EASTWEST and its subsidiaries may collect and use technical and related information, including but not limited to technical information about your computer, system and application software, and peripherals, that is gathered periodically to facilitate the provision of software updates, security, product support and other services to you (if any) related to the EASTWEST SOFTWARE, and to verify compliance with the terms of this License. EASTWEST may use this information, as long as it is in a form that does not personally identify you, to improve our products or to provide services or technologies to you.

5. Termination. This License is effective until terminated. Your rights under this License will terminate automatically without notice from EASTWEST if you fail to comply with any term(s) of this License. Upon the termination of this License, you shall cease all use of the EASTWEST SOFTWARE and destroy all copies, full or partial, of the EASTWEST SOFTWARE.

6. Limited Warranty on Media. EASTWEST warrants the media on which the EASTWEST SOFTWARE is recorded and delivered by EASTWEST to be free from defects in materials and workmanship under normal use for a period of ninety (90) days from the date of the original purchase. Your exclusive remedy under this Section shall be, at EASTWEST's option, a refund of the purchase price of the product containing the EASTWEST SOFTWARE.

## EASTWEST MIDI GUITAR INSTRUMENTS SERIES

WARE or replacement of the EASTWEST SOFTWARE that is returned to EASTWEST or an EASTWEST authorized representative with a copy of the original receipt. THIS LIMITED WARRANTY AND ANY IMPLIED WARRANTIES ON THE MEDIA INCLUDING, BUT NOT LIMITED TO, THE IMPLIED WARRANTIES OF MERCHANTABILITY, OF SATISFACTORY QUALITY, AND OF FITNESS FOR A PARTICULAR PURPOSE, ARE LIMITED IN DURATION TO NINETY (90) DAYS FROM THE DATE OF ORIGINAL PURCHASE. SOME JURISDICTIONS DO NOT ALLOW LIMITATIONS ON HOW LONG AN IMPLIED WARRANTY LASTS, SO THE ABOVE LIMITATION MAY NOT APPLY TO YOU. THE LIMITED WARRANTY SET FORTH HEREIN IS THE ONLY WARRANTY MADE TO YOU AND IS PROVIDED IN LIEU OF ANY OTHER WARRANTIES (IF ANY) CREATED BY ANY DOCUMENTATION OR PACKAGING. THIS LIMITED WARRANTY GIVES YOU SPECIFIC LEGAL RIGHTS, AND YOU MAY ALSO HAVE OTHER RIGHTS THAT VARY BY JURISDICTION.

7. Disclaimer of Warranties. YOU EXPRESSLY ACKNOWLEDGE AND AGREE THAT, TO THE EXTENT PERMITTED BY APPLICABLE LAW, USE OF THE EASTWEST SOFTWARE IS AT YOUR SOLE RISK AND THAT THE ENTIRE RISK AS TO SATISFACTORY QUALITY, PERFORMANCE, ACCURACY AND EFFORT IS WITH YOU. EXCEPT FOR THE LIMITED WARRANTY ON MEDIA SET FORTH ABOVE AND TO THE MAXIMUM EXTENT PERMITTED BY APPLICABLE LAW, THE EASTWEST SOFTWARE IS PROVIDED "AS IS", WITH ALL FAULTS AND WITHOUT WARRANTY OF ANY KIND, AND EASTWEST AND EASTWEST'S LICENSORS (COLLECTIVELY REFERRED TO AS "EASTWEST" FOR THE PURPOSES OF SECTIONS 7 AND 8) HEREBY DISCLAIM ALL WARRANTIES AND CONDITIONS WITH RESPECT TO THE EASTWEST SOFTWARE, EITHER EXPRESS, IMPLIED OR STATUTORY, INCLUDING, BUT NOT LIMITED TO, THE IMPLIED WARRANTIES AND/OR CONDITIONS OF MERCHANTABILITY, OF SATISFACTORY QUALITY, OF FITNESS FOR A PARTICULAR PURPOSE, OF ACCURACY, OF QUIET ENJOYMENT, AND NON-INFRINGEMENT OF THIRD PARTY RIGHTS. EASTWEST DOES NOT WARRANT AGAINST INTERFERENCE WITH YOUR ENJOYMENT OF THE EASTWEST SOFTWARE, THAT THE FUNCTIONS CONTAINED IN THE EASTWEST SOFTWARE WILL MEET YOUR REQUIREMENTS, THAT THE OPERATION OF THE EASTWEST SOFTWARE WILL BE UNINTERRUPTED OR ERROR-FREE, OR THAT DEFECTS IN THE EASTWEST SOFTWARE WILL BE CORRECTED. YOU FURTHER ACKNOWLEDGE THAT THE EASTWEST SOFTWARE IS NOT INTENDED OR SUITABLE FOR USE IN SITUATIONS OR ENVIRONMENTS WHERE THE FAILURE OF, OR ERRORS OR INACCURACIES IN THE CONTENT, DATA OR INFORMATION PROVIDED BY THE EASTWEST SOFTWARE COULD LEAD TO DEATH, PERSONAL INJURY, OR SEVERE PHYSICAL OR ENVIRONMENTAL DAMAGE, INCLUDING WITHOUT LIMITATION THE OPERATION OF NUCLEAR FACILITIES, AIRCRAFT NAVIGATION OR COMMUNICATION SYSTEMS, AIR TRAFFIC CONTROL, LIFE SUPPORT OR WEAPONS SYSTEMS. NO ORAL OR WRITTEN INFORMATION OR ADVICE GIVEN BY EASTWEST OR AN EASTWEST AUTHORIZED REPRESENTATIVE SHALL CREATE A WARRANTY. SHOULD THE EASTWEST SOFTWARE PROVE DEFECTIVE, YOU ASSUME THE ENTIRE COST OF ALL NECESSARY SERVICING, REPAIR OR CORRECTION. SOME JURISDICTIONS DO NOT ALLOW THE EXCLUSION OF IMPLIED WARRANTIES OR LIMITATIONS ON APPLICABLE STATUTORY RIGHTS OF A CONSUMER, SO THE ABOVE EXCLUSION AND LIMITATIONS MAY NOT APPLY TO YOU.

## EASTWEST MIDI GUITAR INSTRUMENTS SERIES

8. Limitation of Liability. TO THE EXTENT NOT PROHIBITED BY LAW, IN NO EVENT SHALL EASTWEST BE LIABLE FOR PERSONAL INJURY, OR ANY INCIDENTAL, SPECIAL, INDIRECT OR CONSEQUENTIAL DAMAGES WHATSOEVER, INCLUDING, WITHOUT LIMITATION, DAMAGES FOR LOSS OF PROFITS, LOSS OF DATA, BUSINESS INTERRUPTION OR ANY OTHER COMMERCIAL DAMAGES OR LOSSES, ARISING OUT OF OR RELATED TO YOUR USE OR INABILITY TO USE THE EASTWEST SOFTWARE, HOWEVER CAUSED, REGARDLESS OF THE THEORY OF LIABILITY (CONTRACT, TORT OR OTHERWISE) AND EVEN IF EASTWEST HAS BEEN ADVISED OF THE POSSIBILITY OF SUCH DAMAGES. SOME JURISDICTIONS DO NOT ALLOW THE LIMITATION OF LIABILITY FOR PERSONAL INJURY, OR OF INCIDENTAL OR CONSEQUENTIAL DAMAGES, SO THIS LIMITATION MAY NOT APPLY TO YOU. In no event shall EASTWEST's total liability to you for all damages (other than as may be required by applicable law in cases involving personal injury) exceed the amount of fifty dollars (\$50.00). The foregoing limitations will apply even if the above stated remedy fails of its essential purpose.

9. Export Control. You may not use or otherwise export or reexport the EASTWEST SOFTWARE except as authorized by United States law and the laws of the jurisdiction in which the EASTWEST SOFTWARE was obtained. In particular, but without limitation, the EASTWEST SOFTWARE may not be exported or reexported (a) into any U.S. embargoed countries or (b) to anyone on the U.S. Treasury Department's list of Specially Designated Nationals or the U.S. Department of Commerce Denied Person's List or Entity List. By using the EASTWEST SOFTWARE, you represent and warrant that you are not located in any such country or on any such list. You also agree that you will not use the EASTWEST SOFTWARE or any purposes prohibited by United States law, including, without limitation, the development, design, manufacture or production of missiles, nuclear, chemical or biological weapons.

10. Government End Users. The EASTWEST SOFTWARE and related documentation are "Commercial Items", as that term is defined at 48 C.F.R. §2.101, consisting of "Commercial Computer Software" and "Commercial Computer Software Documentation", as such terms are used in 48 C.F.R. §12.212 or 48 C.F.R. §227.7202, as applicable. Consistent with 48 C.F.R. §12.212 or 48 C.F.R. §227.7202-1 through 227.7202-4, as applicable, the Commercial Computer Software and Commercial Computer Software Documentation are being licensed to U.S. Government end users (a) only as Commercial Items and (b) with only those rights as are granted to all other end users pursuant to the terms and conditions herein. Unpublished-rights reserved under the copyright laws of the United States.

11. Controlling Law and Severability. This License will be governed by and construed in accordance with the laws of the State of California, as applied to agreements entered into and to be performed entirely within California between California residents. This License shall not be governed by the United Nations Convention on Contracts for the International Sale of Goods, the application of which is expressly excluded. If for any reason a court of competent jurisdiction finds any provision, or portion thereof, to be unenforceable, the remainder of this License shall continue in full force and effect.

12. Complete Agreement; Governing Language. This License constitutes the entire agreement between the parties with respect to the use of the EASTWEST SOFTWARE licensed hereunder and supersedes all prior or contemporaneous understandings regarding such subject matter. No amendment to or modification of this License will be binding unless in writing and signed by EASTWEST. Any translation of this License is done for local requirements and in the event of a dispute between the English and any non-English versions, the English version of this License shall govern.

13. Third Party Software and Service Terms and Conditions. Portions of the EASTWEST SOFTWARE utilize or include third party software and other copyrighted material. Acknowledgements, licensing terms and disclaimers for such material are contained in the “online” electronic documentation for the EASTWEST SOFTWARE, and your use of such material is governed by their respective terms.