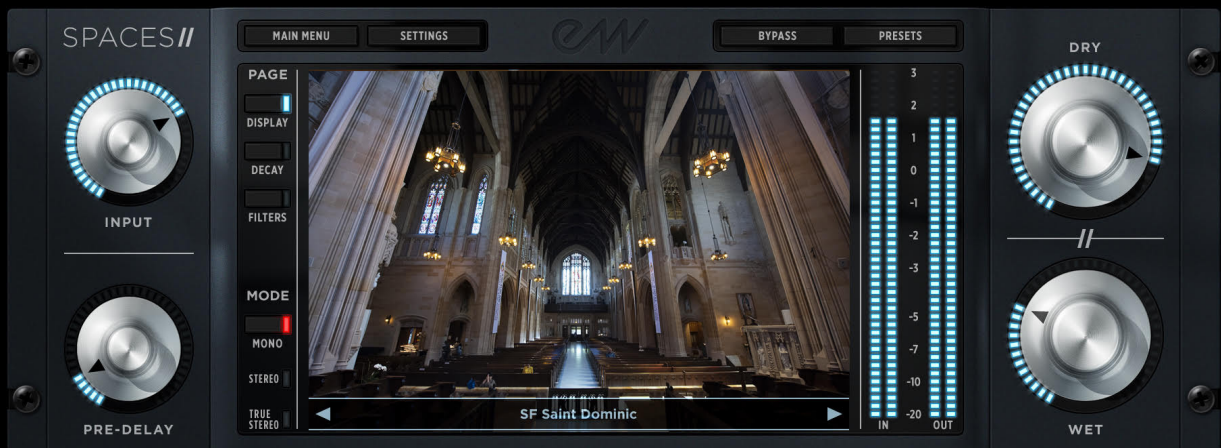


SPACES II

USER MANUAL



The information in this document is subject to change without notice and does not represent a commitment on the part of East West Sounds, Inc. Use of the product and sounds described in this document is subject to the Software License Agreement included in this package, and may not be copied to other media, except for the purpose of copying the data to the personal computer system hard drive of the licensed user. No part of this publication may be copied, reproduced or otherwise transmitted or recorded, for any purpose, without prior written permission by East West Sounds, Inc. All product and company names are TM or [®] trademarks of their respective owners.

SPACESTM is a trademark of East West Sounds, Inc.

(C) + (P) Copyright, East West Sounds, Inc., 2018. All rights reserved.

East West Sounds, Inc.
6000 Sunset Blvd.
Hollywood, CA 90028
USA

1-323-957-6969 voice

1-323-957-6966 fax

For questions about licensing of products: licensing@eastwestsounds.com

For more general information about products: info@eastwestsounds.com

For technical support for products: <http://www.soundsonline.com/Support>

CREDITS

Producers

Doug Rogers, Nick Phoenix

Engineers

Nick Phoenix, Claudia Phoenix

Production Coordinator

Rhys Moody, Blake Rogers

Programming

Nick Phoenix, Justin Harris

Editing

Justin Harris

Software

Doug Rogers, Nick Phoenix, Wolfgang Kundrus, Klaus Lebkücher,
Stefan Holek, Eike Jonas, Helen Evans, Gerrit Haasler

Art Direction

Doug Rogers, Nick Phoenix, Steven Gilmore, Thomas Merkle

Photography

Claudia Phoenix

User Manual

Jay Coffman

TABLE OF CONTENTS

Ch. 1: Welcome

- 2 Welcome to EastWest Spaces II**
- 4 About the Producers**
- 5 What's Included**
- 5 System Requirements**
- 6 Support and Documentation**

Ch. 2: Getting Started

- 8 How To Install EastWest Spaces II**
- 11 An Overview of the User Interface**
- 12 An Overview of the Presets**
- 13 How To Use EastWest Spaces II As A Plug-in**
- 16 Notes for Customers Upgrading from Spaces**

Ch. 3: EastWest Spaces II User Interface

- 18 An Overview of the User Interface**
- 19 The Navigation Bar**
- 20 Main Control Knobs**
- 21 Center Display**

Ch. 4: EastWest Spaces II Presets

- 24 Inside the Preset Browser**
- 25 Naming Conventions and Abbreviations**
- 26 Categories and Presets**

END USER LICENSE AGREEMENT

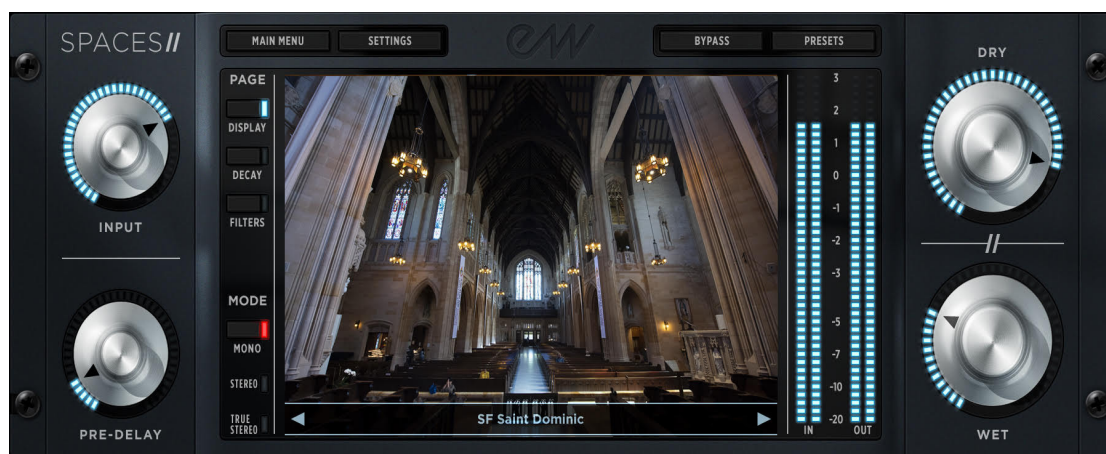


Ch. 1: Welcome

- 2 Welcome to EastWest Spaces II**
- 4 About the Producers**
- 5 What's Included**
- 5 System Requirements**
- 6 Support and Documentation**

Welcome to EastWest Spaces II

EastWest Spaces II is the highly-anticipated sequel to Spaces, the top-selling convolution reverb engine which set a new standard in impulse recording techniques. Produced by Doug Rogers and Nick Phoenix, Spaces II includes 353 brand new reverbs recorded in churches, concert halls, opera houses, catacombs, train stations, recording studios, and warehouses. It includes a new streamlined user interface, new control features, and all the reverbs from the first Spaces, making Spaces II the most powerful and versatile convolution reverb engine on the market.



From stunning concert venues like Abravanel Hall in Salt Lake City, Reynolds Hall in Las Vegas, and the War Memorial Opera House in San Francisco, to exquisite sounding churches like St. Patrick's and St. Dominic's, to unique and extraordinary sounding locations like catacombs and Union Station in Los Angeles, the reverbs from these brand new spaces will inspire you and help bring your compositions to life with incredible realism. These are some of the best venues EastWest has recorded in and they will all perfectly compliment the venues from the first collection of Spaces.

Spaces II features a streamlined, completely re-vamped interface. Now the user can actually see visuals of each space - including those from the first edition of Spaces! In addition, the new Next / Previous buttons allow the user to easily navigate the over 1,000 impulses from this massive collection. The biggest new feature is a brand-new Decay Time panel. Now you'll have absolute control of the decay time of each and every space, allowing for the ultimate in customization.

The same revolutionary impulse recording techniques that made the first Spaces so popular have been replicated in this new collection. The best gear from Fairchild, Manley, Meitner, Neumann, Neve, Sennheiser, Sony, Telefunken, and TG were used in each recording. ATC Monitors were posted in each space to emulate the real-world sound projection properties of various instruments. For orchestral halls, an impulse was taken in the exact position an instrument would be on stage. Therefore, an impulse for a French horn was created by firing the sweep tones

from the middle to left rear of the stage, backwards and slightly towards the floor. 1st violin section impulses were taken by firing a series of speakers at an angle toward the ceiling, just like a real section, with a fifth speaker firing towards the floor to emulate the body of the violins. Spaces II includes a very high-resolution, True Stereo engine that focuses on delivering the very best sound with a very low CPU load. Most impulses feature an 8 channel format for surround mixes.

Features Include:

- Over 1,000 impulses recorded in venues from across the world
- Produced by Doug Rogers and Nick Phoenix
- Highest resolution, most useful reverbs available
- 24-bit True Stereo, with True Surround capability
- Brand new GUI with visuals representing each space
- Brand new Decay Time Control Feature
- New Next / Previous Buttons
- ATC, Neumann, Telefunken, Neve, Meitner Signal Path
- Film Score, Rock, Pop, Jazz, Classical, Esoteric and Dreamy Reverbs
- Low CPU usage, with cleanest signal path possible

About the Producers


Spaces II was produced by Doug Rogers and Nick Phoenix, and engineered by Nick and Claudia Phoenix. With a signal path that includes ATC, Neumann, Telefunken, Neve and Meitner, these 24-bit True Stereo and True Surround capable impulse responses produce the highest resolution, most useful reverbs available today.

Doug Rogers With over 35 years experience in the audio industry, founder and producer Doug Rogers and his company EastWest is the recipient of over 100 industry awards, more than any other sound developer. His uncompromising approach to quality and innovative ideas have enabled EastWest to lead the sound-ware business for over 30 years. “The Art of Digital Music” named him one of “56 Visionary Artists & Insiders” in the book of the same name.



For over 20 years he has partnered with producer/composer Nick Phoenix and set up the Quantum Leap imprint, a subsidiary of EastWest, to produce high-quality, no-compromise virtual instruments. EastWest/Quantum Leap virtual instruments are considered the best available and are in daily use by the who's who of the film, games, tv, and music industries.

Nick Phoenix Since he began scoring film trailers in 1994, and since founding “Two Steps From Hell” with Thomas Bergersen in 2006, Nick has scored or licensed music for the ad campaigns of over 1000 major motion pictures to date. A few recent works include: “Godzilla”, “Ender’s Game”, “Skyfall”, “World War Z”, “Rush”, “The Hobbit”, “Avengers”, “Star Trek 2”, “Inception”, and “Harry Potter and the Deathly Hallows”.



The journey as a composer has inspired Nick to record and program his own sounds and samples. For over 20 years, a partnership with Doug Rogers and EastWest has yielded award winning software titles such as the Hollywood Series, Stormdrum 1, 2 and 3, Symphonic Orchestra, Symphonic Choirs, Silk, RA, Voices Of Passion, Ministry Of Rock 2, Gypsy, Quantum Leap Pianos, Goliath, and many others.

What's Included

EastWest Spaces II Includes:

- A collection of over 1,000 presets, including 353 brand new presets featuring churches, concert halls, opera houses, catacombs, train stations, recording studios, plates, and more.
- Approximately 1.7 GB of content
- EastWest Spaces II plug-in (VST, AU, AAX)
- EastWest Spaces II User Manual (PDF)
- A license that identifies the product you bought
- An Installation Center application to install the software and documentation



An iLok account is required for a machine-based (electronic) license to be placed on your computer. You may also place the license on an optional iLok key. An internet connection is required for a one-time product activation

System Requirements

Below are the minimum and recommended hardware requirements for using EastWest Spaces II on your computer.

Minimum System:

- Intel Core 2 Duo (or equivalent) processor, running at 2.7 GHz or above
- 8 GB of RAM or more
- Mac OSX 10.7 (or later); Windows 7 (or later) with ASIO sound drivers
- a 64-bit operating system; and a 64-bit DAW when running Spaces II as a plug-in.
- 7200 RPM or faster (non energy saving) hard drive for sample streaming

Recommended System:

- Intel Xeon E5 (or equivalent) running at a minimum of 2.7 GHz (or above)
- 16 GB of RAM or more
- Mac OSX 10.7 (or later); Windows 7 (or later) with ASIO sound drivers
- a 64-bit operating system; and a 64-bit DAW when running Spaces II as a plug-in.
- SSD (Solid State Drive) for sample streaming



IMPORTANT: 32-bit operating systems and DAWs are not supported (no 32-bit plugin components will be installed).

Support and Documentation

All documentation for Play and individual Play Libraries is provided as a collection of PDFs that can be viewed on electronic devices or printed to paper.

An advantage of reading this PDF on an electronic device is the ability to jump directly to a referenced page using links, which are available in the contents section, on each chapter title page, and within chapters to expand and/or connect certain topics.

The Bookmarks pane along the left edge of the PDF allows you to jump to a particular chapter or specific section by clicking on the links. You can also use Page Thumbnails to quickly scan the contents of the PDF and jump to the desired page with a click.

Types of Documentation

- **Play 6 User Manual** describes how to use the Play 6 sample engine, and aspects that are common to all Play Libraries.
- **Play Library User Manuals** describe aspects that are specific to each Play Library, including instruments and unique features of each user interface.
- **Master Navigation Document (MND)** is a one-page PDF that allows easy navigation between the Play 6 User Manual and the Play Library Manuals using links. Links to the MND can be found at the bottom of each chapter in both the Play 6 User Manual and Play Library Manuals.
- **Quick Reference Guides** contain only the most essential information, intended to get you started quickly.
- **EW Spaces II User Manual:** describes how to use the Space II plugin, and provides a glossary of impulse presets.

User Manuals are available on the [EastWest Manuals](#) section of the Support Center, and are installed to your computer in the directory below. User Manuals for Individual Play Libraries are additionally installed into the main library folder of each Play Library.

- (MAC) Mac HD / Applications / East West / Documentation
- (WIN) C:// Program Files / East West / Documentation

EastWest Support Center

Visit the EastWest online [Support Center](#) to:

- submit a support ticket
- read FAQs on a variety of commonly asked questions
- view video tutorials, quick start guides, user manuals and more

EastWest Soundsonline Forums

Visit the EastWest [Soundsonline Forums](#) to:

- read comments and questions from other users of EastWest products
- find helpful information on both technical and musical aspects of the software
- receive support by posting to the Support section of the forum
-



Ch. 2: Getting Started

- 8 How To Install EastWest Spaces II**
- 11 An Overview of the User Interface**
- 12 An Overview of the Presets**
- 13 How To Use EastWest Spaces II As A Plug-in**
- 16 Notes for Customers Upgrading from Spaces**

How To Install EastWest Spaces II

This section guides you through the process of registering an account with EastWest, and how to use the Installation Center to activate, download, and install EastWest Spaces II Convolution Reverb.

Step 1: Register with EastWest



To purchase a product through Soundsonline.com you must fill out a [New Customer Registration](#) form or log in to your existing EastWest account.

EastWest uses the iLok security system, and requires an iLok account in order to complete the registration process.

Licenses for purchased products are deposited directly into the iLok account associated with your EastWest account.

Existing iLok users can enter their iLok account name during registration. Those new to iLok can leave that field blank during registration, and an iLok account name will be created for you based on your EastWest account name.



My Account

ACCOUNT DETAILS

Email:	<input type="text"/>	Edit Your Profile
		Change email
iLok Account:	<input type="text"/>	Change password
		Set Preferences
		See Orders

If you're unsure whether or not an iLok account is already associated with your EastWest account, log in with your EastWest account name at Soundsonline.com and check the 'My Account' section to view your 'Account Details'.

Once you successfully create an account and place an order, a confirmation email will be sent with steps on how to proceed. These instructions are also contained below.


Step 2: Download and Install the Installation Center

The Installation Center can be downloaded from the 'Software & Product Updates' section of the EastWest [Support Center](#). After downloading and installing the package, the Installation Center will open automatically. It is found here:

- (MAC) Mac HD / Applications / EastWest / EW Installation Center
- (WIN) C:// Program Files / EastWest / EW Installation Center

When the Installation Center opens, enter the EastWest account name and password created during registration and allow a moment while it gathers data from your account.

If the Installation Center is already installed, log in and download the latest version by clicking the 'Download' but-

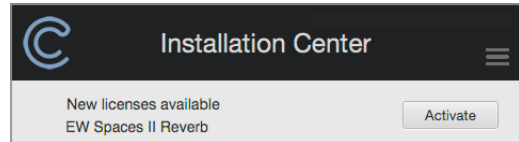


ton on the update panel located near the top the Installation Center. The installer will launch automatically, allowing you to proceed through the prompts to update your software.

Step 3: Activate EastWest Spaces II

Click the “Activate” button near the top of the Installation Center to open the Activation Assistant window, which will lead you through the activation process.

Click ‘Next’ to proceed past the Introduction tab, then select the license(s) you want to activate in the License tab and click ‘Next’.




If you have an iLok account but you have not connected it to your EastWest account, the Activation Assistant will help you link the two accounts. This only needs to be done one time.

The Location window will give you the option to activate your license on your computer (called a machine-based license) or to a registered iLok security key. Make sure your iLok security key is plugged in if that’s your preferred option.





Step 4: Download EastWest Spaces II

Click the download icon (below) within the product panel to begin downloading the content for EastWest Spaces II.



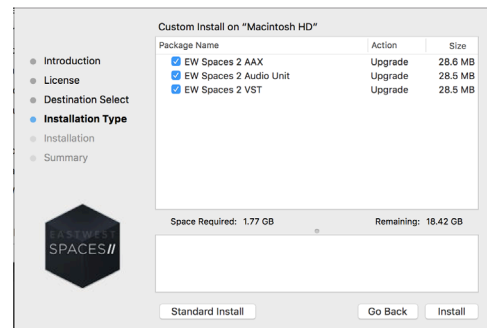
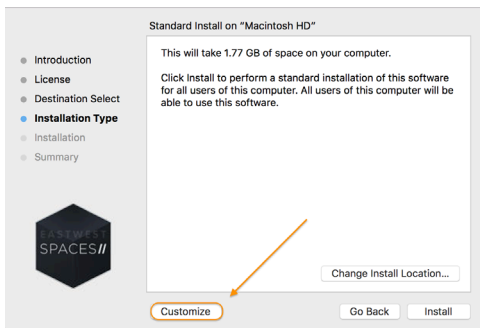
The blue bar will display the progress of the download as a percentage. Click the “X” button to pause the download process, and click “Resume” to continue the download where it was left off. When a product is installed and ready to use, a check-mark is displayed.



Step 5: Install EastWest Spaces II


The installer will launch automatically, opening to the Introduction page. Click the 'Continue' button in the lower-right to proceed to the License page. After reading the license agreement, click 'Continue', then click 'Agree' to proceed (if you do not agree, the installer will quit). Click 'Install for all users of this computer' in the Destination Select page, then click 'Continue'.

In the Installation Type page, we recommend clicking the 'Install' button in the lower-right to proceed with the standard installation. If you would like to perform a custom installation, click the 'Customize' button then de-select the components you wish to exclude and then click 'Install'. You may need to enter your administrator password to proceed. When the installer has completed the process the Summary page will display the message: "The installation was successful". You're now ready to use the software!



Step 6: Update EastWest Spaces II

If an update is available for EastWest Spaces II, it will appear in the Installation Center with the downward arrow icon above the word 'Update'. Simply click the 'Update' icon to download and install the latest EastWest Spaces II update.

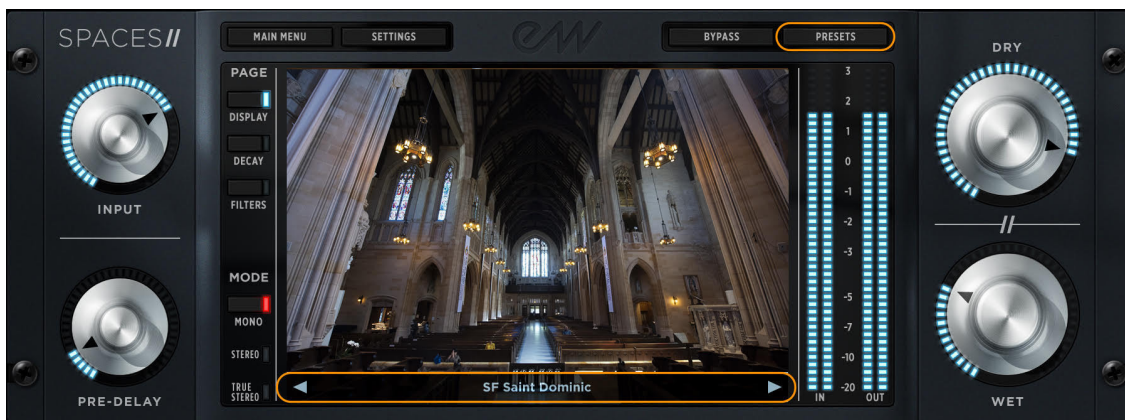


An Overview of the User Interface

EastWest Spaces II is generally divided into two main windows: the main **Reverb** window, and the **Presets** window. Use the Presets / Reverb button located in the top-right area of the interface (highlighted below) to toggle back and forth between these windows. Please note that the button state will change depending on which window is currently active.

Reverb

The main Reverb window consists of 3 main areas: the **Navigation Bar** at the top, the **Main Control Knobs** at either side, and the **Center Display** in the center. In the Preset Navigator field (highlighted below), use the Previous / Next arrow buttons to cycle through presets.



Presets

The **Preset Browser** is divided into four browser panes. The main and sub categories are displayed in the left two columns, with the sub folders within are displayed in the right two columns. Click through the sub folders until preset file appear in the column on the far-right, then highlight it and click 'Load' (highlighted), or simply double-click on it.



See [Ch. 3: EastWest Spaces II User Interface](#) to learn more.

An Overview of the Presets

EastWest Spaces II features over 1,000 impulse response presets across a range of 19 categories, including churches, concert halls, rock rooms, stages, studios, parking garages, plates, and more.



- Caves
- Churches
- Concert Halls
- Courtyard
- Digital
- Forests
- Instrument Specific
- Opera House
- Parking Garages
- Plates
- Rock Rooms
- Solo Vocal
- Stages
- Studios
- Swimming Hall
- Tanks
- The Catacombs
- Train Stations
- Warehouses

See [Ch. 4: EastWest Spaces II Presets](#) to learn more.

How To Use EastWest Spaces II As A Plug-in

The steps below outline how to setup EastWest Spaces II as either an INSERT effect to apply reverb to an individual channel or track, or as a SEND effect to apply reverb to multiple channels or tracks by sending the desired amount of signal across a bus to an auxillary channel. Please refer to the documentation of your preferred DAW for instructions on how to load effect plug-ins onto these different types of tracks.

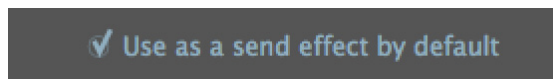
Step 1: Load EastWest Spaces II Into Your DAW

Once determined, load EastWest Spaces II onto the appropriate track depending on whether you'd like to use it as an INSERT or SEND effect.

- **INSERT Effect:** To use EastWest Spaces II as an INSERT effect, load it onto an Instrument or Audio channel or track in your DAW. EastWest Spaces II will load as an INSERT effect by default, summing the original dry signal with the effected wet signal.
- **SEND Effect:** To use EastWest Spaces II as a SEND effect, load it onto an Auxillary Track in your DAW. Next, click on the 'Settings' button in the Navigation Bar on the top-left area of the interface to bring up the Settings menu.



Click inside the circle to the left of the option 'Use as a send effect by default' to place a check-mark there, indicating the option is enabled. Please note that changing this option will alter the default load state of the plug-in to a SEND effect until the option is disabled.



Enabling EastWest Spaces II as a SEND effect will load presets with the 'Dry Signal' turned all the way down. The DAW will automatically mix the output of the original dry signal with the effected wet signal at the master output.

Step 2: Load An Impulse Response Preset

Click on the **Presets** button in the top-right area of the EastWest Spaces II interface to browse all available impulse reponse presets.



The **Preset Browser** will appear, displaying four separate panes. Click on one of the main categories displayed in the left-most pane to access the sub-categories within, then click on a sub-folder to view the presets within. Next click on a preset to highlight it and click

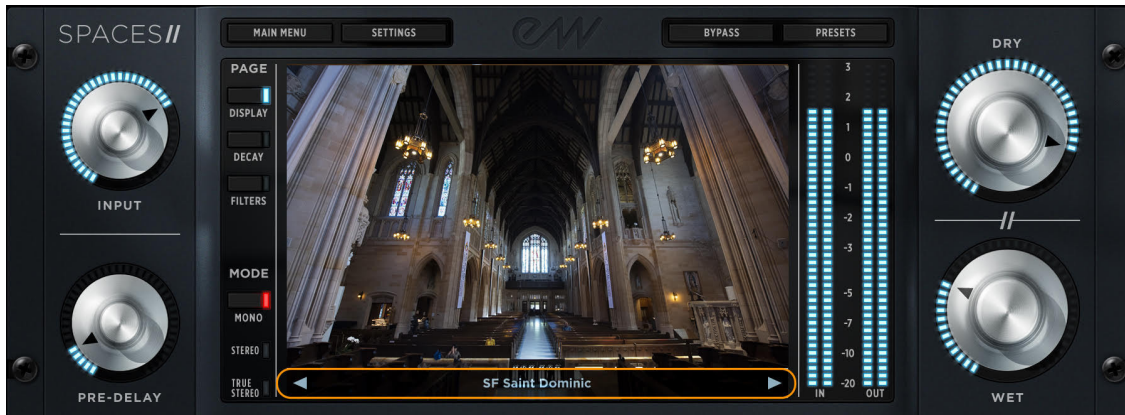
EASTWEST SPACES //

the 'Load' button at the top-right corner of the interface to load it (or simple double-click on the preset).



See [Inside the Preset Browser](#) to learn more.

Use the **Preset Navigator** at the bottom of the Center Display to cycle through presets, using the Previous / Next arrow buttons to load the next available preset (right arrow), or the previous preset (left arrow).



Step 3: Send An Audio Signal Through EastWest Spaces II

See the instructions below depending on whether you're using EastWest Spaces II as an INSERT or SEND effect. For details on how to load a plug-in in either of these scenarios, please refer to your DAW's documentation.

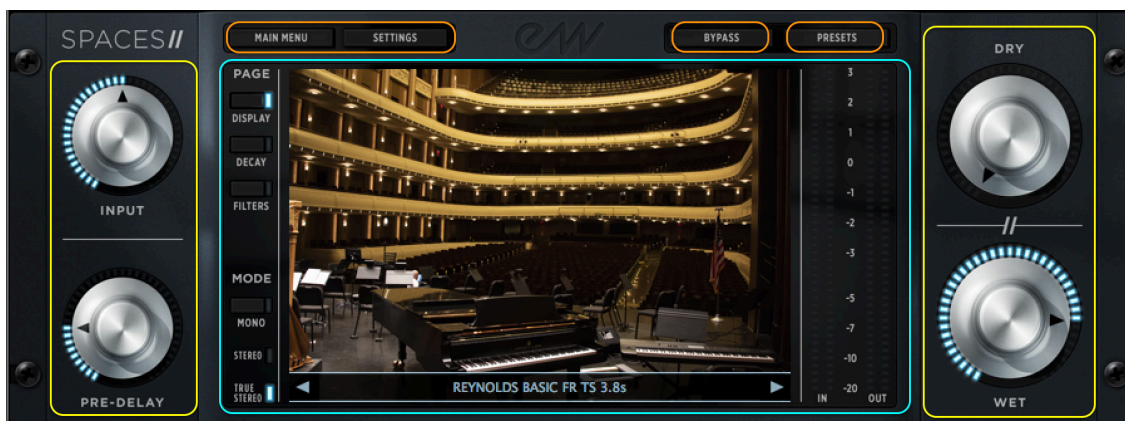
- **INSERT Effect:** If using EastWest Spaces II as an INSERT effect on an Instrument or Audio track, simply playback the audio on an Audio track or the MIDI on an Instrument track to send an audio signal through the plug-in, summing the original dry signal and the effected wet signal together at the output.

EASTWEST SPACES II //

- **SEND Effect:** If using EastWest Spaces II as a SEND effect on an Auxillary track, you must send the desired amount of signal from each Audio and Instrument track across a 'Bus' or 'Send' to the Auxillary track where EastWest Spaces II is loaded. Send more or less signal to the Auxillary channel to increase or decrease the depth of the effect (dry versus wet), or alternatively use the 'Input' control knob on the EastWest Spaces II interface.

Step 4: Dial Up A Custom Sound

Once the desired preset has been selected, and an audio signal is successfully routed to EastWest Spaces II, there are a few controls that can be adjusted to shape the sound. Highlighted below are common parameters that are described in detail at the link below.



See [Ch. 3: EastWest Spaces II User Interface](#) to learn more.

Notes for Customers Upgrading from Spaces

EastWest Spaces II includes all the presets from the original version of Spaces, however, the presets have been recategorized by type and integrated with the new presets that are now available in Spaces II.



The original version of Spaces is treated as a separate product and can continue to be used in existing projects, even as newer projects begin using Spaces II.

Preset Notes

For customers that wish to update existing projects that contain the original version of Spaces with Spaces II, please note the changes made to the preset categorization.

Combined Categories

- Churches from the original Spaces have been combined with the new Spaces II presets
- Concert Halls from the original Spaces have been combined with the new Spaces II presets

Recategorization

- Compton Warehouse has been moved from Rooms Stages to Warehouses
- ACME Storage has been moved from Rooms Stages to Warehouses
- Loading Dock has been moved from Offbeat Locations to Warehouses
- Gated Room Reverb has been moved from Rooms Stages to Digital
- EW Studios has been moved from Rooms Stages to Studios
- LA Scoring Stages has been moved from Rooms Stages to Stages
- LA Big Drum Rooms has been moved from Rooms Stages to Rock Rooms
- LA Small Drum Rooms has been moved from Rooms Stages to Rock Rooms
- Parking Garages has been moved from Offbeat Locations to Parking Garages
- Berlin Swimming Hall has been moved from Offbeat Locations to Swimming Hall
- Carlsbad Caverns has been moved from Offbeat Locations to Caves
- Hamburg Forrest has been moved from Offbeat Locations to Forests
- Hamburg Lake Forest has been moved from Offbeat Locations to Forests
- Long Tunnel has been moved from Offbeat Locations to Train Stations
- Malibu Stone Courtyard has been moved from Offbeat Locations to Courtyard
- EW Vintage Plates has been moved from Digital Plates to Plates
- SM Water Tank has been moved from Offbeat Locations to Tanks
- SM Concrete Tank has been moved from Offbeat Locations to Tanks

Renaming

- Digital Plates from the original Spaces is now just called Digital
- Epic Film Final Verb is now called Epic Film

Category Eliminations

- The category Offbeat Locations has been eliminated
- The category Rooms Stages has been eliminated



Ch. 3: EastWest Spaces II User Interface

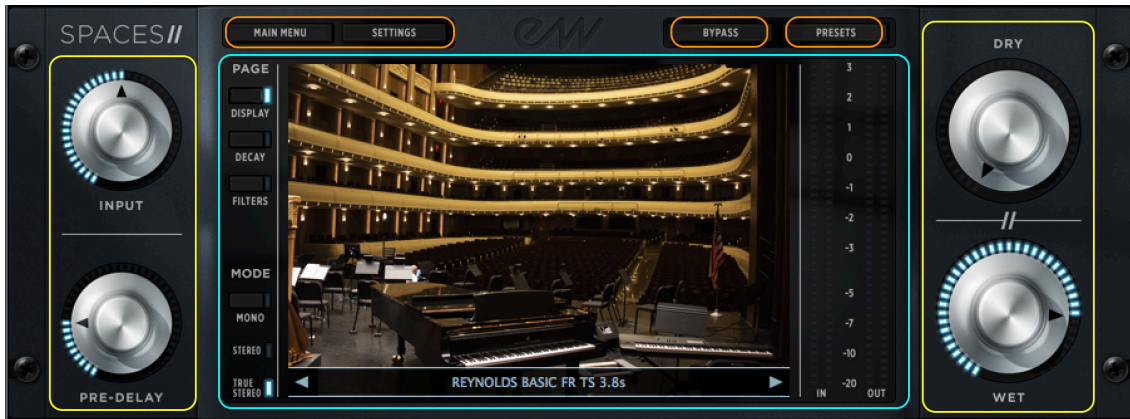
- 18 An Overview of the User Interface**
- 19 The Navigation Bar**
- 20 Main Control Knobs**
- 21 Center Display**

An Overview of the User Interface

EastWest Spaces II is generally divided into two main windows: the main **Reverb** window, and the **Presets** window. The Presets / Reverb button toggles back and forth between these windows and is located in the top-right area of the interface, above the I/O Meters (highlighted below). Please note that the state of the button changes depending on which window is currently active.

Reverb

The main Reverb window is generally divided into 3 main areas: the **Navigation Bar** at the top, the **Main Control Knobs** at either side, and the **Center Display** in the center. Each section contains a variety of controls that are described in more detail below.



Presets

Click the Presets button in the **Navigation Bar** while in the main Reverb window to display the **Preset Browser**, which is divided into four browser panes. The main category is displayed in the left-most column, with the sub category displayed to the right of that. Sub categories are typically divided into M-S (Stereo) or S-S (True Stereo) presets, but there are cases where only True Stereo presets are available, or no sub folders are preset. More details are provided in Chapter 4: EastWest Spaces II Presets.



The Navigation Bar

The Navigation Bar is located at the center-top of the main Reverb window. There are 4 buttons contained in this area that are described in detail below.



Main Menu

This menu contains a variety of options described below.

- **About** displays information about the product, including version number, copyright, and other pertinent information.
- **Check for Updates** uses an internet connection to check for a new version of the software (if available).
- **Open** loads a preset file with the extension [.ewsp] from it's current location.
- **Open Recent** displays previously opened presets. Click on the preset name to open it.
- **Save** parameter changes to an existing preset [.ewsp].
- **Save As** similar to the Save operation above, except that a new preset [.ewsp] file can be created with a unique name without overwriting the original preset.
- **Show Reverb / Show Presets** allows the use of keyboard shortcuts to switch between the main Reverb window and Preset window.

Settings

These settings contains a variety of functions described below.

- **Use as a send effect by default** changes the default state of the EastWest Spaces II plug-in to be used as a SEND effect that will load presets with the 'Dry Signal' turned all the way down, allowing the DAW to handle the mix of the original dry signal with the affected wet signal at the output. Click in the circle to the left of this option to leave a check-mark indicating it is enabled.
- **Ignore Low Memory Errors (not recommended!)**
- **Disable multi-threading** is only recommended if you experience high CPU spikes when operating in a DAW (ie: non constant load). Check the box next to 'Disable Reverb Multi-threading' to help resolve this issue. Please note that in most cases Reverb Multi-Threading is ideal, as it makes the best use of your computer's processor by distributing the CPU load over multiple cores.

Bypass

This option allows you to bypass EastWest Spaces II from processing the audio input signal. Click on the Bypass button to turn it on, which will glow bright blue when enabled.

Presets / Reverb

This button that toggles back and forth between the main **Reverb** window, and the **Presets** window. Please note that the state of the button changes depending on which window is currently displayed.

Main Control Knobs

The Main Control Knobs are located on either side of the main Reverb window. The 4 knobs are described in more detail below. Use the mouse to click and hold on the knobs, then move the mouse up or down in a vertical fashion to change the parameter value.

Input

This control adjusts the amount of audio input level sent to EastWest Spaces II.

Pre Delay

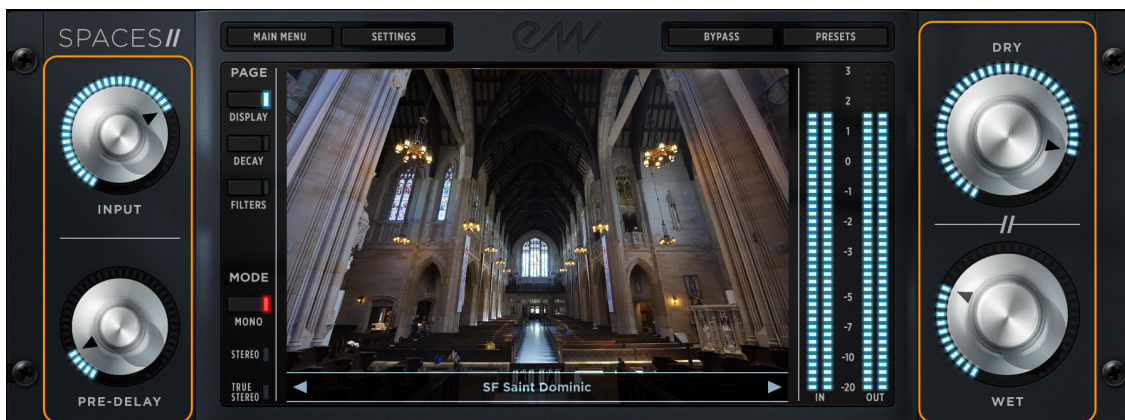
This control adjusts the onset time (in milliseconds) of the convolved audio output.

Dry

This control adjusts the audio output level of the original, unprocessed audio signal.

Wet

This control adjusts the audio output level of the convolved audio signal.



Center Display

In its default state, the window in the center of the EastWest Spaces II interface displays a picture of the space where the impulse was sampled. Where images for a particular space were not available, substitutes were used.

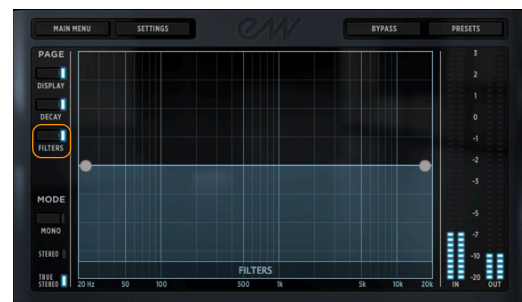


Preset Navigator

The Previous / Next arrow buttons are located at the bottom of the Center Display, with the name of the currently loaded preset displayed in the center. Click the right arrow to load the next available preset, and click the left arrow to load the previous preset.

Page Section

This section is located to the left of the Center Display (highlighted below). Clicking the 'Decay' or 'Filter' buttons will activate / deactivate the controls, and will also switch the Center Display to those respective pages. Use the 'Display' button to cycle between the default display state (a picture of where the impulse was captured), and the Decay Time and Filter pages.



- **Display** button toggles the Center Display between the main, decay, and filter pages.
- **Decay Time [new]** changes the Center Display to the Decay Time page, which features a decay control that can shorten the decay time of the impulse to a percentage of the original decay time.
- **Filters** changes the Center Display to the Filters page, which features high and low pass filters that can limit the frequency range on the input signal prior to being processed through convolution reverb.



Mode Section

This section contains a Mono on/off button and indicators that display whether a preset is Stereo or True Stereo. Please note that the indicators are determined by the loaded preset and are not a user defined option.


- **Mono** is a button that collapses the reverb stereo output to a mono output. When the toggle button is red, the option is enabled.
- **Stereo** indicates an M-S (Stereo) preset is loaded.
- **True Stereo** indicates an S-S (True Stereo) preset is loaded.



I / O Meters

The In and Out Meters provide visual feedback about the audio level coming into EastWest Spaces II and the processed audio level leaving it. They are located to the right of the Center Display (from left to right):

- **In** displays the stereo audio input level coming into EastWest Spaces II measured in decibels.
- **Out** displays the stereo audio output level leaving EastWest Spaces II measured in decibels.





Ch. 4: EastWest Spaces II Presets

- 24 Inside the Preset Browser**
- 25 Naming Conventions and Abbreviations**
- 26 Categories and Presets**

Inside the Preset Browser

To access the **Preset Browser**, click on the **Presets** button in the top-right area of the EastWest Spaces II interface.



Main Categories

The Preset Browser is divided into four separate panes, with each displaying its contents in alphabetical order. The main categories that appear in the left-most pane are listed below.



- Caves
- Churches
- Concert Halls
- Courtyard
- Digital
- Forests
- Instrument Specific Tour
- Opera House
- Parking Garages
- Plates
- Rock Rooms
- Solo Vocal
- Stages
- Studios
- Swimming Hall
- Tanks
- The Catacombs
- Train Stations
- Warehouses

Sub Categories

Sub-categories that contain both M-S (Stereo) and S-S (True Stereo) presets are divided into sub-folders labeled M-S and S-S respectively.

Sub-categories that only contain S-S (True Stereo) presets are separated into sub-folders marked with the decay time in seconds / milliseconds. In some cases, presets will simply be displayed within the Sub-category without additional sub folders.

Click on a sub-folder to view the presets within (if necessary), then click on a preset to highlight it and click the 'Load' button in the bottom-right corner of the interface to load it, or simply double-click on the preset file itself.

Naming Conventions and Abbreviations

There are several naming conventions (abbreviations) used throughout EastWest Spaces II that describe attributes related to the impulse.

Front (FR) and Rear (RR) Microphones

These abbreviations describe the position of the microphones in either the front (FR) or the rear (RR) of the space being sampled.

- **Front Microphones (FR)** are positioned in the front of the space being sampled and tend to be brighter than their rear counterparts.

Example: ABRAVANEL BASIC FR TS

- **Rear Microphones (RR)** are generally darker and longer than the front microphones. These can be used to create a surround mix, or used simply as the reverb of choice.

Example: ABRAVANEL BASIC RR TS

Stereo (M-S) and True Stereo (S-S)

An impulse is taken with the source on the left side of the stage and the right side of the stage, each as a stereo impulse. When they are put together you get a true stereo 4 channel snapshot of the space.

Note: the Stereo / True Stereo indicators in the Mode section of the the interface are not user definable. They simply indicate whether a Stereo or True Stereo preset is loaded.

- **Mono-Stereo (M-S):** means mono in and stereo out. So normal stereo reverb, where the input is summed to mono before being processed.

Example: ST DOMNC A FR ST (or LR, L, R, etc)

- **Stereo-Stereo (S-S):** means stereo in and stereo out. So true stereo. Each channel L and R is processed with it's own unique stereo impulse.

Example: ST DOMNC A FR TS

Categories and Presets

With over 1,000 presets across a wide range of categories, Spaces II encompasses a vast range of unique impulse responses to fulfill any need. Please see the Categories Table for an overview of what's contained in the main categories, and the Presets Tables for a detailed look inside each sub category.

Categories Table

The table below contains a list of the main and sub categories included in Spaces II, along with the number of presets contained in each. Further, the total is broken down separately into M-S (Stereo) and S-S (True Stereo).



The 'Instrument Specific Tour' category is presented first in the user manual to provide a glimpse into the range of impulse types available in EW Spaces II. It appears in alphabetical order in the Presets Browser.

CATEGORY	TOTAL	M-S (STEREO)	S-S (TRUE STEREO)
INSTRUMENT SPECIFIC TOUR			
AMBIENT ELECTRIC GUITAR	6	2	4
AMBIENT SYNTH	6	3	3
CHOIR	24	9	15
CLASSICAL GUITAR	16	4	12
ELECTRONIC DRUMKIT	19	19	-
EPIC DRUM ENSEMBLE	16	2	14
EPIC FILM	32	18	14
ETHNIC WINDS	16	9	7
GATED DRUMS	6	5	1
NATURAL SOLO INSTRUMENTS	8	-	8
ORCHESTRAL BRASS	12	8	4
ORCHESTRAL PERCUSSION	7	2	5
OUTDOOR CONCERT	4	-	4
PIANO LARGE VENUE	12	4	8
PIANO SMALL VENUE	5	1	4
POP BRASS	12	11	1
ROCK DRUMS GUITAR	21	7	14

continued...

EASTWEST SPACES //

CATEGORY	TOTAL	M-S (STEREO)	S-S (TRUE STEREO)
SOLO CHURCH BOY	7	5	2
SOUNDSTAGE FOR THIN ORCHESTRA	8	1	7
STRINGS	15	6	9
SYNTH ELECTRIC BASS	5	5	-
VINTAGE KEYS	11	10	1
VOCAL AMBIENT	12	2	10
VOCAL NATURAL	15	14	1
WOODWINDS	6	3	3
CAVES			
CARLSBAD CAVERNS	16	8	8
CHURCHES			
ABANDONED ABBEY	4	2	2
ANGELS CATHEDRAL [NEW]	38	28	10
BERLIN CHURCH	12	-	12
GRACE CHURCH [NEW]	20	14	6
HAMBURG CATHEDRAL	30	-	30
LA CATHEDRAL	4	2	2
LA CHURCH	4	2	2
NY CHURCH	8	4	4
SACRED HEART [NEW]	30	20	10
SANTA BARBARA TEMPLE	4	2	2
ST. DOMINICS [NEW]	12	10	2
ST. PATRICKS [NEW]	18	14	4
CONCERT HALLS			
ABRAVANEL HALL [NEW]	42	30	12
ACE HALL [NEW]	4	4	-
DAVIES HALL [NEW]	42	30	12
DORTMUND HALL	6	-	6
LA GUITAR VENUE	4	2	2
LA PIANO HALL	4	2	2
NORTHWEST ORCHESTRAL HALL	4	2	2
NY PIANO HALL	16	8	8
NY STRING HALL	4	2	2
PASADENA TAIKO HALL	4	2	2

continued...

EASTWEST SPACES //

CATEGORY	TOTAL	M-S (STEREO)	S-S (TRUE STEREO)
REYNOLDS HALL [NEW]	40	28	14
SAN FRANCISCO HALL	2	-	2
SO CAL ORCHESTRAL HALL	54	38	16
COURTYARD			
MALIBU STONE COURTYARD	4	2	2
DIGITAL			
CLASSIC DIGITAL	18	18	-
DIGITAL HOLLYWOOD HALL	3	3	-
GATED ROOM REVERB [NEW]	14	14	-
PLANETARY MANIFESTATIONS	18	9	9
VOCAL DIGITAL	6	3	3
FORESTS			
HAMBURG FOREST	12	-	12
HAMBURG LAKE FOREST	12	-	12
OPERA HOUSE			
WAR MEMORIAL OPERA HOUSE [NEW]	32	22	10
PARKING GARAGES			
SM PARKING GARAGE	4	2	2
WLA PARKING GARAGE	4	2	2
PLATES			
CLASSIC ROCK PLATE [NEW]	11	11	-
EW VINTAGE PLATE	44	44	-
ROCK ROOMS			
LA BIG DRUM ROOMS	30	14	16
LA SMALL DRUM ROOMS	12	6	6
LA STUDIO DRUM ROOMS [NEW]	20	20	-
SOLO VOCAL			
SOLO VOCAL [NEW]	20	20	-
STAGES			
LA SCORING STAGES	18	12	6
STUDIOS			
EW STUDIOS	17	12	5
SWIMMING HALL			
BERLIN SWIMMING HALL	2	-	2


continued...

EASTWEST SPACES //

CATEGORY	TOTAL	M-S (STEREO)	S-S (TRUE STEREO)
TANKS			
SM CONCRETE TANK	4	2	2
SM WATER TANK	4	2	2
THE CATACOMBS			
THE CATACOMBS [NEW]	6	6	-
TRAIN STATIONS			
LONG TUNNEL	4	2	2
UNION STATION [NEW]	4	4	-
WAREHOUSES			
ACME STORAGE	16	-	16
COMPTON WAREHOUSE	8	4	4
544 MATEO [NEW]	12	8	4
WLA LOADING DOCK	4	2	2

Preset Tables

Each table in this section displays the main category and sub category at the top, with a preset list that is divided into M-S (Stereo) and S-S (True Stereo) types.

INSTRUMENT SPECIFIC TOUR	
AMBIENT ELECTRIC GUITAR	
	
M-S Presets (Stereo)	S-S Presets (True Stereo)
	Abandoned Abbey TS FR 6.0s
Classic Digital C ST 10.2s	
Classic Digital D ST 7.5s GTR	
	Hamburg Cathedral A TS FR 6.0s
	NY Church 1 TS RR 7.6s
	Planetary 1 TS FR 10.8s

INSTRUMENT SPECIFIC TOUR

AMBIENT SYNTH



M-S Presets (Stereo)	S-S Presets (True Stereo)
Classic Digital C ST 10.2s	
Classic Digital D ST 7.5 SYNTHs	
Normal Plate 26 ST 4.8s	
	NY String Hall TS RR 3.4s
	Planetary 1 TS FR 10.8s
	Planetary 8 TS FR 12.8s

INSTRUMENT SPECIFIC TOUR

CHOIRS



M-S Presets (Stereo)	S-S Presets (True Stereo)
	ABRAVANEL CHOIR FR TS 3.0s
	ABRAVANEL CHOIR RR TS 3.0s
ANGELS CATHEDRAL SOLO FR LR 8.0s	
ANGELS CATHEDRAL SOLO RR LR 8.0s	
	ANGELS CATHEDRAL SOLO FR TS 8.0s
	ANGELS CATHEDRAL SOLO RR TS 8.0s
	Berlin Church C TS RR 4.8s
Classic Digital D ST 2.6s CHOIR	
DAVIES CHOIR FR LR 4.0s	
DAVIES CHOIR RR LR 3.8s	
Digital Hollywood Hall ST 3.8s CHOIR	
Digital Hollywood Hall ST 5.2s CHOIR	
	GRACE CHURCH SOLO FR TS 6.0s
	GRACE CHURCH SOLO RR TS 6.0s
	Hamburg Cathedral A TS FR 2.8s CHOIR
	Hamburg Cathedral A TS FR 4.0s CHOIR
	REYNOLDS CHOIR FR TS 3.8s

continued...

INSTRUMENT SPECIFIC TOUR	
CHOIRS	
M-S Presets (Stereo)	S-S Presets (True Stereo)
	REYNOLDS CHOIR RR TS 3.8s
	S. Cal. Hall Choir TS FR 3.4s
	S. Cal. Hall Choir TS RR 3.7s
WAR MEM OPERA SOLO FR LR 2.7s	
WAR MEM OPERA SOLO RR LR 2.7s	
	WAR MEM OPERA SOLO FR TS 2.7s
	WAR MEM OPERA SOLO RR TS 2.7s

INSTRUMENT SPECIFIC TOUR

CLASSICAL GUITAR



M-S Presets (Stereo)	S-S Presets (True Stereo)
	ABRAVANEL BASIC FR TS 3.0s
	ABRAVANEL BASIC RR TS 3.0s
Classic Digital D ST 1.5s CLSC GTR	
CLSC ROCK PLATE 3.5s	
	DAVIES BASIC FR TS 3.9s
	DAVIES BASIC RR TS 3.9s
	Dortmund Concert Hall A TS FR 3.4s GTR
	LA Guitar Venue TS FR 2.1s
	LA Guitar Venue TS RR 2.1s
	REYNOLDS BASIC FR TS 3.8s
	REYNOLDS BASIC RR TS 3.8s
S. Cal. Hall Solo Piano C ST FR 3.2s CLSC GTR	
S. Cal. Hall Solo Piano C ST RR 3.5s CLSC GTR	
	San Francisco Hall TS FR 3.4s CLSC GTR
	WAR MEM OPERA PERC FR TS 2.7s
	WAR MEM OPERA PERC RR TS 2.7s

INSTRUMENT SPECIFIC TOUR

ELECTRONIC DRUMKIT



M-S Presets (Stereo)

S-S Presets (True Stereo)

Bright Plate 01 ST 1.6s	
Bright Plate 04 ST 2.0s	
Bright Plate 07 ST 3.1s	
Classic Digital A ST .7s	
Classic Digital A ST 1.0s	
Classic Digital B ST .7s	
Classic Digital B ST 1.0s	
Classic Digital D ST .8s	
CLSC ROCK PLATE .7s	
CLSC ROCK PLATE .9s	
CLSC ROCK PLATE 1.1s	
CLSC ROCK PLATE 1.2s	
CLSC ROCK PLATE 1.4s	
CLSC ROCK PLATE 1.7s	
CLSC ROCK PLATE 1.8s	
CLSC ROCK PLATE 2.1s	
CLSC ROCK PLATE 2.3s	
CLSC ROCK PLATE 3.2s	
CLSC ROCK PLATE 3.5s	

INSTRUMENT SPECIFIC TOUR


EPIC DRUM ENSEMBLE



M-S Presets (Stereo)	S-S Presets (True Stereo)
	ABRAVANEL PERC FR TS 3.0s
	ABRAVANEL PERC RR TS 3.0s
	ACME Storage A TS RR 2.0s
	ACME Storage B TS RR .8s PERC
Classic Digital D ST 2.6s PERC	
	Compton Warehouse B TS RR 2.4s
	DAVIES PERC FR TS 3.9s
	DAVIES PERC RR TS 3.9s
	Hamburg Cathedral A TS FR 2.2s PERC
	Pasadena Taiko Hall TS FR 5.6s
	REYNOLDS PERC FR TS 3.8s
	REYNOLDS PERC RR TS 3.8s
S. Cal. Hall Orc Perc ST RR 3.4s	
	San Francisco Hall TS RR 3.4s
	WAR MEM OPERA STRNGS_WNDS FR TS 2.7s
	WAR MEM OPERA STRNGS_WNDS RR TS 2.7s

INSTRUMENT SPECIFIC TOUR

EPIC FILM



M-S Presets (Stereo)	S-S Presets (True Stereo)
	ABRAVANEL BASIC FR TS 3.0s
	ABRAVANEL BASIC RR TS 3.0s
ABRAVANEL ORGAN FR LR 3.0s	
ABRAVANEL ORGAN RR LR 3.0s	
ABRAVANEL WINDS FR LR 3.0s	
ABRAVANEL WINDS RR LR 3.0s	
ACE HALL CHOIR FR LR 4.8s	
ACE HALL CHOIR RR LR 4.8s	
ACE HALL MAIN FR LR 4.8s	
ACE HALL MAIN RR LR 4.8s	
	ACME Storage A TS RR 2.0s
	ANGELS CATHEDRAL CHOIR FR TS 8.0s
	ANGELS CATHEDRAL CHOIR RR TS 8.0s
	Berlin Church A TS RR 4.8s
Classic Digital D ST 2.6s EPIC	
	DAVIES BASIC FR TS 3.9s
	DAVIES BASIC RR TS 3.9s

continued...

INSTRUMENT SPECIFIC TOUR	
EPIC FILM	
M-S Presets (Stereo)	S-S Presets (True Stereo)
DAVIES ORG FR LR 4.9s	
DAVIES ORG RR LR 4.9s	
DAVIES WND FR LR 3.9s	
DAVIES WND RR LR 4.0s	
Digital Hollywood Hall ST 2.7s EPIC	
Digital Hollywood Hall ST 3.8s EPIC	
Digital Hollywood Hall ST 5.2s EPIC	
	Hamburg Cathedral A TS FR 2.8s EPIC
	Hamburg Cathedral A TS FR 4.0s EPIC
	Hamburg Cathedral B TS FR 4.0s EPIC
	REYNOLDS BASIC FR TS 3.8s
	REYNOLDS BASIC RR TS 3.8s
REYNOLDS WND FR LR 3.6s	
REYNOLDS WND RR LR 3.9s	
	S. Cal. Hall Choir TS RR 3.7s EPIC

INSTRUMENT SPECIFIC TOUR

ETHNIC WINDS



M-S Presets (Stereo)	S-S Presets (True Stereo)
	Abandoned Abbey TS RR 6.0s
ABRAVANEL WINDS FR LR 3.0s	
ABRAVANEL WINDS RR LR 3.0s	
Bright Plate 14 ST 6.8s	
	Carlsbad Caverns A TS FR 5.2s
DAVIES WND FR LR 3.9s	
DAVIES WND RR LR 4.0s	
	Dortmund Concert Hall C TS RR 3.4s
	GRACE CHURCH SOLO FR TS 6.0s
	GRACE CHURCH SOLO RR TS 6.0s
	Hamburg Cathedral B TS FR 4.0s
	Northwest Hall TS RR 2.6s WND
REYNOLDS WND FR LR 3.6s	
REYNOLDS WND RR LR 3.9s	
S. Cal. Hall Deep Stage ST RR 3.5s	
S. Cal. Hall Solo Piano C ST RR 3.5s WND	

INSTRUMENT SPECIFIC TOUR

GATED DRUMS



M-S Presets (Stereo)	S-S Presets (True Stereo)
ACME Storage A TS RR .5s	
GRM 01 ST 0.35s	
GRM 04 ST 0..5s	
GRM 06 ST 0.6s	
GRM 10 ST 0.8s	
GRM 12 ST 0.9s	

INSTRUMENT SPECIFIC TOUR

NATURAL SOLO INSTRUMENTS



M-S Presets (Stereo)	S-S Presets (True Stereo)
	Berlin Church A TS RR 2.2s SOLO
	Burbank Scoring Stage Large TS FR 2.1s SOLO
	Classic Digital D ST 1.5s SOLO
	Hamburg Cathedral A TS FR 2.0s
	Northwest Hall TS FR 2.6s SOLO
	S. Cal. Hall Solo Piano C ST FR 3.2s SOLO
	S. Cal. Hall Solo Piano C ST RR 3.5s SOLO
	San Francisco Hall TS FR 3.4s SOLO

INSTRUMENT SPECIFIC TOUR

ORCHESTRAL BRASS



M-S Presets (Stereo)	S-S Presets (True Stereo)
Classic Digital D ST 2.6s BRASS	
Digital Hollywood Hall ST 2.7s BRASS	
	Hamburg Cathedral A TS FR 2.2s BRASS
	Hamburg Cathedral A TS FR 2.8s BRASS
	S. Cal. Hall Brass TS FR 3.4s
	S. Cal. Hall Brass TS RR 3.3s
S. Cal. Hall F. Horn ST FR 3.4s	
S. Cal. Hall F. Horn ST RR 3.3s	
S. Cal. Hall Tpt_Tbn ST FR 3.4s	
S. Cal. Hall Tpt_Tbn ST RR 3.3s	
S. Cal. Hall Tuba ST FR 3.4s	
S. Cal. Hall Tuba ST RR 3.3s	

INSTRUMENT SPECIFIC TOUR

ORCHESTRAL PERCUSSION



M-S Presets (Stereo)	S-S Presets (True Stereo)
	ACME Storage B TS RR 2.0s
Classic Digital D ST 2.6s	
Digital Hollywood Hall ST 2.7s PERC	
	Northwest Hall TS RR 2.6s PERC
	S. Cal. Hall Orc Perc TS FR 3.3s
	S. Cal. Hall Orc Perc TS RR 3.4s
	San Francisco Hall TS RR 3.4s PERC

INSTRUMENT SPECIFIC TOUR

OUTDOOR CONCERT



M-S Presets (Stereo)	S-S Presets (True Stereo)
	Hamburg Lake Forest A TS RR 2.2s
	Hamburg Lake Forest C TS FR 2.2s
	Malibu Stone Courtyard TS RR 0.9s
	WLA Parking Garage TS FR 3.7s

INSTRUMENT SPECIFIC TOUR

PIANO LARGE VENUE



M-S Presets (Stereo)	S-S Presets (True Stereo)
	Berlin Church A TS FR 2.2s
Classic Digital D ST 2.6s PIANO	
Digital Hollywood Hall ST 5.2s PIANO	
	Dortmund Concert Hall A TS FR 3.4s PIANO
	Hamburg Cathedral A TS RR 2.2s
	Hamburg Cathedral B TS RR 4.0s PIANO
	LA Piano Hall TS FR 3.2s
	Northwest Hall TS RR 2.6s PIANO
	NY Piano Hall A TS FR 3.4s
	NY Piano Hall D TS FR 3.7s
S. Cal. Hall Solo Piano C ST RR 3.5s PIANO	
San Francisco Hall TS FR 3.4s PIANO	

INSTRUMENT SPECIFIC TOUR

PIANO SMALL VENUE



M-S Presets (Stereo)	S-S Presets (True Stereo)
	ACME Storage B TS RR .8s PIANO
	Big Drum Room 8 TS RR 1.5s
	Burbank Scoring Stg Lrg TS FR 2.1s
Classic Digital D ST 1.5s PIANO	
	Northwest Hall TS FR 2.6s PIANO

INSTRUMENT SPECIFIC TOUR

POP BRASS



M-S Presets (Stereo)	S-S Presets (True Stereo)
	ACME Storage B TS FR .8s
Big Drum Room 1 ST FR 2.1s	
Big Drum Room 8 ST FR 1.5s	
Burbank Scoring Stg Sml ST FR 2.0s	
EW Studio 1 ST Wide 1.4s	
Normal Plate 04 ST 1.3s	
Normal Plate 10 ST 1.8s	
Short Bright Plate 01 ST .6s BRASS	
Short Bright Plate 02 ST 1.0s BRASS	
Short Normal Plate 01 ST .6s	
Short Normal Plate 02 ST 1.0s BRASS	
Small Drum Room 3 TS FR 1.0s	

INSTRUMENT SPECIFIC TOUR

ROCK DRUMS GUITAR



M-S Presets (Stereo)

S-S Presets (True Stereo)

	ACME Storage A TS RR .5s
	ACME Storage A TS RR .8s
	ACME Storage A TS RR 1.2s
	ACME Storage B TS RR .5s
	Big Drum Room 1 TS FR 2.1s
	Big Drum Room 6 TS RR 1.9s
	Big Drum Room 8 TS FR 1.5s
	Burbank Scoring Stg Sml TS FR 2.0s
Classic Digital A ST 1.0s	
Classic Digital B ST 1.0s	
Classic Digital B ST 1.2s	
Classic Digital D ST .8s	
Classic Digital D ST 1.5s DRUMS_GTR	
	Compton Warehouse A TS FR 3.2s
	EW Studio 1 TS FR 1.8s
	LA Guitar Venue TS FR 2.1s DRUMS_GTR
Normal Plate 11 ST 1.9s	

continued...

INSTRUMENT SPECIFIC TOUR	
ROCK DRUMS GUITAR	
M-S Presets (Stereo)	S-S Presets (True Stereo)
Short Bright Plate 02 ST 1.0s DRUMS_GTR	
	Small Drum Room 2 TS RR 1.7s
	Small Drum Room 3 TS RR 1.2s
	Studio 1 Deca TS FR 1.2s

INSTRUMENT SPECIFIC TOUR

SOLO CHURCH BOY



M-S Presets (Stereo)	S-S Presets (True Stereo)
Abandoned Abbey ST FR 6.0s	
	Berlin Swimming Hall TS RR 6.4s
Classic Digital D ST 2.6s SOLO	
Classic Digital D ST 7.5s SOLO	
Digital Hollywood Hall ST 3.8s SOLO	
	Hamburg Cathedral A TS RR 6.0s
S. Cal. Hall Choir ST RR 3.7s	

INSTRUMENT SPECIFIC TOUR

SOUNDSTAGE FOR THIN ORCHESTRA



M-S Presets (Stereo)	S-S Presets (True Stereo)
	ACME Storage A TS FR 1.2s
	ACME Storage B TS RR .8s
	Burbank Scoring Stg Sml TS RR 2.0s
Culver Scoring Stage 2 ST FR 2.0s	
	EW Studio 1 TS Wide 1.4s
	Hollywood Scoring Stage TS RR 2.3s
	Northwest Hall TS FR 2.6s ORCH
	S. Cal. Hall Full Orc TS FR 3.5s

INSTRUMENT SPECIFIC TOUR


STRINGS



M-S Presets (Stereo)	S-S Presets (True Stereo)
	Berlin Church A TS FR 2.2s
Classic Digital D ST 2.6s STRINGS	
Digital Hollywood Hall ST 2.7s STRINGS	
	Hamburg Cathedral A TS FR 2.2s STRINGS
	Hamburg Cathedral A TS FR 2.8s STRINGS
	Northwest Hall TS FR 2.6s STRINGS
	NY String Hall TS FR 3.2s
	S. Cal. Hall Choir TS RR 3.7s STRINGS
	S. Cal. Hall Strings TS FR 3.4s
	S. Cal. Hall Strings TS RR 3.3s
S. Cal. Hall Vc_Db ST FR 3.4s	
S. Cal. Hall Vc_Db ST RR 3.3s	
S. Cal. Hall Vln_Vla ST FR 3.4s	
S. Cal. Hall Vln_Vla ST RR 3.3s	
	San Francisco Hall TS FR 3.4s STRINGS

INSTRUMENT SPECIFIC TOUR

SYNTH ELECTRIC BASS



M-S Presets (Stereo)

S-S Presets (True Stereo)

GRM 01 ST 0.35s

Normal Plate 01 ST 1.1s


Short Bright Plate 01 ST .6s BASS

Short Bright Plate 02 ST 1.0s BASS

Small Drum Room 1 ST FR 1.3s

INSTRUMENT SPECIFIC TOUR

VINTAGE KEYS



M-S Presets (Stereo)	S-S Presets (True Stereo)
Big Drum Room 6 ST FR 1.9s	
Bright Plate 03 ST 1.8s	
Bright Plate 04 ST 2.0s	
Bright Plate 07 ST 3.1s	
Classic Digital A ST 1.2s	
Classic Digital D ST 2.6s KEYS	
Normal Plate 05 ST 1.5s	
Normal Plate 07 ST 1.6s	
	Planetary 7 TS FR 10.8s
Short Bright Plate 02 ST 1.0s KEYS	
Short Normal Plate 02 ST 1.0s KEYS	

INSTRUMENT SPECIFIC TOUR

VOCAL AMBIENT



M-S Presets (Stereo)	S-S Presets (True Stereo)
	Abandoned Abbey TS FR 6.0s
	Berlin Swimming Hall TS RR 6.4s
	Carlsbad Caverns C TS FR 5.6s
	Carlsbad Caverns D TS FR 3.6s
Classic Digital D ST 7.5s VOCAL	
Digital Hollywood Hall ST 5.2s VOCAL	
	Hamburg Cathedral C TS RR 6.0s
	NY Church 1 TS RR 7.6S
	Planetary 3 TS FR 12.8s
	Planetary 6 TS FR 7.6s
	S. Cal. Hall Choir TS RR 3.7s VOCAL
	Vocal Digital 2 TS FR 6.4s

INSTRUMENT SPECIFIC TOUR

VOCAL NATURAL



M-S Presets (Stereo)	S-S Presets (True Stereo)
Big Drum Room 1 ST FR 2.1s	
Classic Digital D ST 1.5s VOCAL	
EMT 240 ST 2.4s	
EW Chamber 2 ST 3.2s	
EW Sinatra Chamber ST 2.1s	
Normal Plate 02 ST 1.2s	
Normal Plate 03 ST 1.3s	
Normal Plate 10 ST 1.8s	
Normal Plate 12 ST 2.0s	
Normal Plate 15 ST 2.3s	
S. Cal. Hall Soloist Piano C ST FR 3.2s VOCAL	
	San Francisco Hall TS FR 3.4s VOCAL
Short Bright Plate 02 ST 1.0s VOCAL	
Short Normal Plate 02 ST 1.0s VOCAL	
Vocal Digital 1 ST FR 4.4s	

INSTRUMENT SPECIFIC TOUR

WOODWINDS



M-S Presets (Stereo)	S-S Presets (True Stereo)
	Berlin Church A TS RR 2.2s
Classic Digital D ST 2.6s WINDS	
	Dortmund Concert Hall A TS FR 3.4s WINDS
S. Cal. Hall Winds C ST FR 3.3s	
S. Cal. Hall Winds C ST RR 3.4s	
	San Francisco Hall TS FR 3.4s WINDS

CAVES

CARLSBAD CAVERNS



M-S Presets (Stereo)	S-S Presets (True Stereo)
Carlsbad Caverns A ST FR 5.2s	
Carlsbad Caverns A ST RR 6.4s	
Carlsbad Caverns B ST FR 8.0s	
Carlsbad Caverns B ST RR 9.2s	
Carlsbad Caverns C ST FR 5.6s	
Carlsbad Caverns C ST RR 6.4s	
Carlsbad Caverns D ST FR 3.6s	
Carlsbad Caverns D ST RR 5.2s	
	Carlsbad Caverns A TS FR 5.2s
	Carlsbad Caverns A TS RR 6.4s
	Carlsbad Caverns B TS FR 8.0s
	Carlsbad Caverns B TS RR 9.2s
	Carlsbad Caverns C TS FR 5.6s
	Carlsbad Caverns C TS RR 6.4s
	Carlsbad Caverns D TS FR 3.6s
	Carlsbad Caverns D TS RR 5.2s

CHURCHES

ABANDONED ABBEY



M-S Presets (Stereo)

S-S Presets (True Stereo)

Abandoned Abbey ST FR 6.0s

Abandoned Abbey ST RR 6.0s

Abandoned Abbey TS FR 6.0s

Abandoned Abbey TS RR 6.0s

CHURCHES

ANGELS CATHEDRAL [NEW]



M-S Presets (Stereo)	S-S Presets (True Stereo)
ANGELS CATHEDRAL BRASS FR L 8.0s	
ANGELS CATHEDRAL BRASS FR LR 8.0s	
ANGELS CATHEDRAL BRASS FR R 8.0s	
ANGELS CATHEDRAL BRASS RR L 8.0s	
ANGELS CATHEDRAL BRASS RR LR 8.0s	
ANGELS CATHEDRAL BRASS RR R 8.0s	
	ANGELS CATHEDRAL BRASS FR TS 8.0s
	ANGELS CATHEDRAL BRASS RR TS 8.0s
ANGELS CATHEDRAL CHOIR FR L 8.0s	
ANGELS CATHEDRAL CHOIR FR R 8.0s	
ANGELS CATHEDRAL CHOIR RR L 8.0s	
ANGELS CATHEDRAL CHOIR RR R 8.0s	
	ANGELS CATHEDRAL CHOIR FR TS 8.0s
	ANGELS CATHEDRAL CHOIR RR TS 8.0s
ANGELS CATHEDRAL PERC FR L 8.0s	
ANGELS CATHEDRAL PERC FR LR 8.0s	
ANGELS CATHEDRAL PERC FR R 8.0s	

continued...

CHURCHES	
ANGELS CATHEDRAL [NEW]	
M-S Presets (Stereo)	S-S Presets (True Stereo)
ANGELS CATHEDRAL PERC RR L 8.0s	
ANGELS CATHEDRAL PERC RR LR 8.0s	
ANGELS CATHEDRAL PERC RR R 8.0s	
	ANGELS CATHEDRAL PERC FR TS 8.0s
	ANGELS CATHEDRAL PERC RR TS 8.0s
ANGELS CATHEDRAL SOLO FR L 8.0s	
ANGELS CATHEDRAL SOLO FR LR 8.0s	
ANGELS CATHEDRAL SOLO FR R 8.0s	
ANGELS CATHEDRAL SOLO RR L 8.0s	
ANGELS CATHEDRAL SOLO RR LR 8.0s	
ANGELS CATHEDRAL SOLO RR R 8.0s	
	ANGELS CATHEDRAL SOLO FR TS 8.0s
	ANGELS CATHEDRAL SOLO RR TS 8.0s
ANGELS CATHEDRAL STRNGS_WNDS FR L 8.0s	
ANGELS CATHEDRAL STRNGS_WNDS FR LR 8.0s	
ANGELS CATHEDRAL STRNGS_WNDS FR R 8.0s	
ANGELS CATHEDRAL STRNGS_WNDS RR L 8.0s	
ANGELS CATHEDRAL STRNGS_WNDS RR LR 8.0s	
ANGELS CATHEDRAL STRNGS_WNDS RR R 8.0s	
	ANGELS CATHEDRAL STRNGS_WNDS FR TS 8.0s
	ANGELS CATHEDRAL STRNGS_WNDS RR TS 8.0s

CHURCHES

BERLIN CHURCH



M-S Presets (Stereo)	S-S Presets (True Stereo)
	Berlin Church A TS FR 2.2s
	Berlin Church A TS RR 2.2s
	Berlin Church B TS FR 2.2s
	Berlin Church B TS RR 2.2s
	Berlin Church C TS FR 2.2s
	Berlin Church C TS RR 2.2s
	-
	Berlin Church A TS FR 4.8s
	Berlin Church A TS RR 4.8s
	Berlin Church B TS FR 4.8s
	Berlin Church B TS RR 4.8s
	Berlin Church C TS FR 4.8s
	Berlin Church C TS RR 4.8s

CHURCHES

GRACE CHURCH [NEW]



M-S Presets (Stereo)

S-S Presets (True Stereo)

GRACE CHURCH BRASS FR L 6.0s

GRACE CHURCH BRASS FR R 6.0s

GRACE CHURCH BRASS RR L 6.0s

GRACE CHURCH BRASS RR R 6.0s

GRACE CHURCH BRASS FR TS 6.0s

GRACE CHURCH BRASS RR TS 6.0s

GRACE CHURCH SOLO FR L 6.0s

GRACE CHURCH SOLO FR LR 6.0s

GRACE CHURCH SOLO FR R 6.0s

GRACE CHURCH SOLO RR L 6.0s

GRACE CHURCH SOLO RR LR 6.0s

GRACE CHURCH SOLO RR R 6.0s

GRACE CHURCH SOLO FR TS 6.0s

GRACE CHURCH SOLO RR TS 6.0s

GRACE CHURCH STRNGS_WNDS FR L 6.0s

GRACE CHURCH STRNGS_WNDS FR R 6.0s

GRACE CHURCH STRNGS_WNDS RR L 6.0s

GRACE CHURCH STRNGS_WNDS RR R 6.0s

GRACE CHURCH STRNGS_WNDS FR TS 6.0s

GRACE CHURCH STRNGS_WNDS RR TS 6.0s

CHURCHES

HAMBURG CATHEDRAL



M-S Presets (Stereo)

S-S Presets (True Stereo)


	Hamburg Cathedral A TS FR 2.0s
	Hamburg Cathedral A TS RR 2.0s
	Hamburg Cathedral B TS FR 2.0s
	Hamburg Cathedral B TS RR 2.0s
	Hamburg Cathedral C TS FR 2.0s
	Hamburg Cathedral C TS RR 2.0s
	-
	Hamburg Cathedral A TS FR 2.2s
	Hamburg Cathedral A TS RR 2.2s
	Hamburg Cathedral B TS FR 2.2s
	Hamburg Cathedral B TS RR 2.2s
	Hamburg Cathedral C TS FR 2.2s
	Hamburg Cathedral C TS RR 2.2s
	-
	Hamburg Cathedral A TS FR 2.8s
	Hamburg Cathedral A TS RR 2.8s
	Hamburg Cathedral B TS FR 2.8s

continued...

CHURCHES	
HAMBURG CATHEDRAL	
M-S Presets (Stereo)	S-S Presets (True Stereo)
	Hamburg Cathedral B TS RR 2.8s
	Hamburg Cathedral C TS FR 2.8s
	Hamburg Cathedral C TS RR 2.8s
	-
	Hamburg Cathedral A TS FR 4.0s
	Hamburg Cathedral A TS RR 4.0s
	Hamburg Cathedral B TS FR 4.0s
	Hamburg Cathedral B TS RR 4.0s
	Hamburg Cathedral C TS FR 4.0s
	Hamburg Cathedral C TS RR 4.0s
	-
	Hamburg Cathedral A TS FR 6.0s
	Hamburg Cathedral A TS RR 6.0s
	Hamburg Cathedral B TS FR 6.0s
	Hamburg Cathedral B TS RR 6.0s
	Hamburg Cathedral C TS FR 6.0s
	Hamburg Cathedral C TS RR 6.0s

CHURCHES

LA CATHEDRAL



M-S Presets (Stereo)

S-S Presets (True Stereo)

LA Cathedral ST FR 6.0s

LA Cathedral ST RR 6.0s

LA Cathedral TS FR 6.0s

LA Cathedral TS RR 6.0s

CHURCHES

LA CHURCH



M-S Presets (Stereo)

S-S Presets (True Stereo)

LA Church ST FR 3.4s

LA Church ST RR 3.4s

LA Church TS FR 3.4s

LA Church TS RR 3.4s

CHURCHES

NY CHURCH



M-S Presets (Stereo)

S-S Presets (True Stereo)

NY Church ST FR 5.6s

NY Church ST RR 7.6s

NY Church ST FR 6.8s

NY Church ST RR 8.4s

NY Church TS FR 5.6s

NY Church TS RR 7.6s

NY Church TS FR 6.8s

NY Church TS RR 8.4s

CHURCHES

SACRED HEART [NEW]



M-S Presets (Stereo)	S-S Presets (True Stereo)
SACRED HEART BRASS FR L 2.8s	
SACRED HEART BRASS FR R 2.8s	
SACRED HEART BRASS RR L 2.8s	
SACRED HEART BRASS RR R 2.8s	
	SACRED HEART BRASS FR TS 2.8s
	SACRED HEART BRASS RR TS 2.8s
SACRED HEART CHOIR FR L 2.8s	
SACRED HEART CHOIR FR R 2.8s	
SACRED HEART CHOIR RR L 2.8s	
SACRED HEART CHOIR RR R 2.8s	
	SACRED HEART CHOIR FR TS 2.8s
	SACRED HEART CHOIR RR TS 2.8s
SACRED HEART PERC FR L 2.8s	
SACRED HEART PERC FR R 2.8s	
SACRED HEART PERC RR L 2.8s	
SACRED HEART PERC RR R 2.8s	
	SACRED HEART PERC FR TS 2.8s

continued...

CHURCHES	
SACRED HEART [NEW]	
M-S Presets (Stereo)	S-S Presets (True Stereo)
	SACRED HEART PERC RR TS 2.8s
SACRED HEART SOLO FR L 2.8s	
SACRED HEART SOLO FR R 2.8s	
SACRED HEART SOLO RR L 2.8s	
SACRED HEART SOLO RR R 2.8s	
	SACRED HEART SOLO FR TS 2.8s
	SACRED HEART SOLO RR TS 2.8s
SACRED HEART STRNGS_WNDS FR L 2.8s	
SACRED HEART STRNGS_WNDS FR R 2.8s	
SACRED HEART STRNGS_WNDS RR L 2.8s	
SACRED HEART STRNGS_WNDS RR R 2.8s	
	SACRED HEART STRNGS_WNDS FR TS 2.8s
	SACRED HEART STRNGS_WNDS RR TS 2.8s

CHURCHES

SANTA BARBARA TEMPLE



M-S Presets (Stereo)

S-S Presets (True Stereo)

Santa Barbara Temple ST FR 4.4s

Santa Barbara Temple ST RR 4.4s

Santa Barbara Temple TS FR 4.4s

Santa Barbara Temple TS RR 4.4s

CHURCHES

ST. DOMINIC CATHEDRAL [NEW]



M-S Presets (Stereo)

S-S Presets (True Stereo)

ST DOMNC BRASS FR LR 3.8s

ST DOMNC BRASS RR LR 3.8s

ST DOMNC SOLO FR L 3.8s

ST DOMNC SOLO FR LR 3.8s

ST DOMNC SOLO FR R 3.8s

ST DOMNC SOLO RR L 3.8s

ST DOMNC SOLO RR LR 3.8s

ST DOMNC SOLO RR R 3.8s

ST DOMNC STRNGS_WNDS FR LR 3.8s

ST DOMNC STRNGS_WNDS RR LR 3.8s

ST DOMNC SOLO FR TS 3.8s

ST DOMNC SOLO RR TS 3.8s

CHURCHES

ST. PATRICKS CHURCH [NEW]



M-S Presets (Stereo)	S-S Presets (True Stereo)
ST PATRK BRASS FR LR 4.0s	
ST PATRK BRASS RR LR 4.0s	
ST PATRK SOLO FR L 4.0s	
ST PATRK SOLO FR LR 4.0s	
ST PATRK SOLO FR R 4.0s	
ST PATRK SOLO RR L 4.0s	
ST PATRK SOLO RR LR 4.0s	
ST PATRK SOLO RR R 4.0s	
	ST PATRK SOLO FR TS 4.0s
	ST PATRK SOLO RR TS 4.0s
ST PATRK STRNGS_WNDS FR L 4.0s	
ST PATRK STRNGS_WNDS FR LR 4.0s	
ST PATRK STRNGS_WNDS FR R 4.0s	
ST PATRK STRNGS_WNDS RR L 4.0s	
ST PATRK STRNGS_WNDS RR LR 4.0s	
ST PATRK STRNGS_WNDS RR R 4.0s	
	ST PATRK STRNGS_WNDS FR TS 4.0s
	ST PATRK STRNGS_WNDS RR TS 4.0s

CONCERT HALLS

ABRAVANEL HALL [NEW]



M-S Presets (Stereo)	S-S Presets (True Stereo)
ABRAVANEL BASIC FR L 3.0s	
ABRAVANEL BASIC FR R 3.0s	
ABRAVANEL BASIC RR L 3.0s	
ABRAVANEL BASIC RR R 3.0s	
	ABRAVANEL BASIC FR TS 3.0s
	ABRAVANEL BASIC RR TS 3.0s
ABRAVANEL CELLI FR R 3.0s	
ABRAVANEL CELLI RR R 3.0s	
ABRAVANEL CHOIR FR L 3.0s	
ABRAVANEL CHOIR FR R 3.0s	
ABRAVANEL CHOIR RR L 3.0s	
ABRAVANEL CHOIR RR R 3.0s	
	ABRAVANEL CHOIR FR TS 3.0s
	ABRAVANEL CHOIR RR TS 3.0s
ABRAVANEL FHORN FR L 3.0s	
ABRAVANEL FHORN RR L 3.0s	
	ABRAVANEL FHORN-TRMPT FR TS 3.0s

continued...

CONCERT HALLS	
ABRAVANEL HALL [NEW]	
M-S Presets (Stereo)	S-S Presets (True Stereo)
	ABRAVANEL FHORN-TRMPT RR TS 3.0s
ABRAVANEL HARP FR L 3.0s	
ABRAVANEL HARP RR L 3.0s	
	ABRAVANEL HARP-TUBA FR TS 3.0s
	ABRAVANEL HARP-TUBA RR TS 3.0s
ABRAVANEL ORGAN FR LR 3.0s	
ABRAVANEL ORGAN RR LR 3.0s	
ABRAVANEL PERC FR L 3.0s	
ABRAVANEL PERC FR R 3.0s	
ABRAVANEL PERC RR L 3.0s	
ABRAVANEL PERC RR R 3.0s	
	ABRAVANEL PERC FR TS 3.0s
	ABRAVANEL PERC RR TS 3.0s
ABRAVANEL PIANO FR LR 3.0s	
ABRAVANEL PIANO RR LR 3.0s	
ABRAVANEL TRMPTNBONE FR R 3.0s	
ABRAVANEL TRMPTNBONE RR R 3.0s	
ABRAVANEL TUBA FR R 3.0s	
ABRAVANEL TUBA RR R 3.0s	
ABRAVANEL VIOLINS FR L 3.0s	
ABRAVANEL VIOLINS RR L 3.0s	
	ABRAVANEL VIOINS-CELLI FR TS 3.0s
	ABRAVANEL VIOINS-CELLI RR TS 3.0s
ABRAVANEL WINDS FR LR 3.0s	
ABRAVANEL WINDS RR LR 3.0s	

CONCERT HALLS

ACE HALL [NEW]



M-S Presets (Stereo)	S-S Presets (True Stereo)
ACE HALL CHOIR FR LR 4.8s	
ACE HALL CHOIR RR LR 4.8s	
ACE HALL MAIN FR LR 4.8s	
ACE HALL MAIN RR LR 4.8s	

CONCERT HALLS

DAVIES HALL [NEW]



M-S Presets (Stereo)	S-S Presets (True Stereo)
DAVIES BASIC FR L 3.9s	
DAVIES BASIC FR R 3.9s	
DAVIES BASIC RR L 3.9s	
DAVIES BASIC RR R 3.9s	
	DAVIES BASIC FR TS 3.9s
	DAVIES BASIC RR TS 3.9s
DAVIES CELLI FR R 3.9s	
DAVIES CELLI RR R 3.9s	
DAVIES CHOIR FR LR 3.9s	
DAVIES CHOIR RR LR 3.9s	
DAVIES FHORN FR L 3.9s	
DAVIES FHORN RR L 3.9s	
	DAVIES FHORN-TBONE FR TS 3.9s
	DAVIES FHORN-TBONE RR TS 3.9s
	DAVIES FHORN-TRMPT FR TS 3.9s
	DAVIES FHORN-TRMPT RR TS 3.9s
DAVIES HARP FR L 3.9s	

continued...

EASTWEST SPACES //

CONCERT HALLS	
DAVIES HALL [NEW]	
M-S Presets (Stereo)	S-S Presets (True Stereo)
DAVIES HARP RR L 3.9s	
	DAVIES HARP-TUBA FR TS 3.9s
	DAVIES HARP-TUBA RR TS 3.9s
DAVIES ORGAN FR LR 3.9s	
DAVIES ORGAN RR LR 3.9s	
DAVIES PERC FR L 3.9s	
DAVIES PERC FR R 3.9s	
DAVIES PERC RR L 3.9s	
DAVIES PERC RR R 3.9s	
	DAVIES PERC FR TS 3.9s
	DAVIES PERC RR TS 3.9s
DAVIES PIANO FR LR 3.9s	
DAVIES PIANO RR LR 3.9s	
DAVIES TBONE FR R 3.9s	
DAVIES TBONE RR R 3.9s	
DAVIES TRMPT FR R 3.9s	
DAVIES TRMPT RR R 3.9s	
DAVIES TUBA FR R 3.9s	
DAVIES TUBA RR R 3.9s	
DAVIES VIOLINS FR L 3.9s	
DAVIES VIOLINS RR L 3.9s	
	DAVIES VIOLINS-CELLI FR TS 3.9s
	DAVIES VIOLINS-CELLI RR TS 3.9s
DAVIES WND FR LR 3.9s	
DAVIES WND RR LR 3.9s	

CONCERT HALLS

DORTMUND CONCERT HALL



M-S Presets (Stereo)

S-S Presets (True Stereo)

	Dortmund Concert Hall A TS FR 3.4s
	Dortmund Concert Hall A TS RR 3.4s
	Dortmund Concert Hall B TS FR 3.4s
	Dortmund Concert Hall B TS RR 3.4s
	Dortmund Concert Hall C TS FR 3.4s
	Dortmund Concert Hall C TS RR 3.4s

CONCERT HALLS

LA GUITAR VENUE



M-S Presets (Stereo)

S-S Presets (True Stereo)

LA Guitar Venue ST FR 2.1s

LA Guitar Venue ST RR 2.1s

LA Guitar Venue TS FR 2.1s

LA Guitar Venue TS RR 2.1s

CONCERT HALLS

LA PIANO HALL



M-S Presets (Stereo)

S-S Presets (True Stereo)

LA Piano Hall ST FR 3.2s

LA Piano Hall ST RR 3.2s

LA Piano Hall TS FR 3.2s

LA Piano Hall TS RR 3.2s

CONCERT HALLS

NORTHWEST ORCHESTRAL HALL



M-S Presets (Stereo)	S-S Presets (True Stereo)
Northwest Hall ST FR 2.6s	
Northwest Hall ST RR 2.6s	
	Northwest Hall TS FR 2.6s
	Northwest Hall TS RR 2.6s

CONCERT HALLS

NY PIANO HALL



M-S Presets (Stereo)

S-S Presets (True Stereo)

NY Piano Hall A ST FR 3.4s

NY Piano Hall A ST RR 3.5s

NY Piano Hall B ST FR 4.0s

NY Piano Hall B ST RR 4.4s

NY Piano Hall C ST FR 3.5s

NY Piano Hall C ST RR 4.0s

NY Piano Hall D ST FR 3.7s

NY Piano Hall D ST RR 4.4s

NY Piano Hall A TS FR 3.4s

NY Piano Hall A TS RR 3.5s

NY Piano Hall B TS FR 4.0s

NY Piano Hall B TS RR 4.4s

NY Piano Hall C TS FR 3.5s

NY Piano Hall C TS RR 4.0s

NY Piano Hall D TS FR 3.7s

NY Piano Hall D TS RR 4.4s

CONCERT HALLS

NY STRING HALL



M-S Presets (Stereo)

S-S Presets (True Stereo)

NY String Hall ST FR 3.2s

NY String Hall ST RR 3.4s

NY String Hall TS FR 3.2s

NY String Hall TS RR 3.4s

CONCERT HALLS

PASADENA TAIKO HALL



M-S Presets (Stereo)

S-S Presets (True Stereo)

Pasadena Taiko Hall ST FR 5.6s

Pasadena Taiko Hall ST RR 4.6s

Pasadena Taiko Hall TS FR 5.6s

Pasadena Taiko Hall TS RR 4.6s

CONCERT HALLS

REYNOLDS HALL [NEW]



M-S Presets (Stereo)	S-S Presets (True Stereo)
REYNOLDS BASIC FR L 3.8s	
REYNOLDS BASIC FR R 3.8s	
REYNOLDS BASIC RR L 3.8s	
REYNOLDS BASIC RR R 3.8s	
	REYNOLDS BASIC FR TS 3.8s
	REYNOLDS BASIC RR TS 3.8s
REYNOLDS CELLI FR R 3.8s	
REYNOLDS CELLI RR R 3.8s	
REYNOLDS CHOIR FR L 3.8s	
REYNOLDS CHOIR FR R 3.8s	
REYNOLDS CHOIR RR L 3.8s	
REYNOLDS CHOIR RR R 3.8s	
	REYNOLDS CHOIR FR TS 3.8s
	REYNOLDS CHOIR RR TS 3.8s
REYNOLDS FHORN FR L 3.8s	
REYNOLDS FHORN RR L 3.8s	
	REYNOLDS FHORN-TBONE FR TS 3.8s

continued...

CONCERT HALLS	
REYNOLDS HALL [NEW]	
M-S Presets (Stereo)	S-S Presets (True Stereo)
	REYNOLDS FHORN-TBONE RR TS 3.8s
	REYNOLDS FHORN-TRMPT FR TS 3.8s
	REYNOLDS FHORN-TRMPT RR TS 3.8s
REYNOLDS HARP FR L 3.8s	
REYNOLDS HARP RR L 3.8s	
	REYNOLDS HARP-TBONE FR TS 3.8s
	REYNOLDS HARP-TBONE RR TS 3.8s
REYNOLDS PERC FR L 3.8s	
REYNOLDS PERC FR R 3.8s	
REYNOLDS PERC RR L 3.8s	
REYNOLDS PERC RR R 3.8s	
	REYNOLDS PERC FR TS 3.8s
	REYNOLDS PERC RR TS 3.8s
REYNOLDS PIANO FR LR 3.6s	
REYNOLDS PIANO RR LR 3.9s	
REYNOLDS TBONE FR R 3.8s	
REYNOLDS TBONE RR R 3.8s	
REYNOLDS TRMPT FR R 3.8s	
REYNOLDS TRMPT RR R 3.8s	
REYNOLDS VIOLAS FR R 3.8s	
REYNOLDS VIOLAS RR R 3.8s	
REYNOLDS VIOLINS FR L 3.8s	
REYNOLDS VIOLINS RR L 3.8s	
	REYNOLDS VIOLINS-CELLI FR TS 3.8s
	REYNOLDS VIOLINS-CELLI RR TS 3.8s
	REYNOLDS VIOLINS-VIOLAS FR TS 3.8s
	REYNOLDS VIOLINS-VIOLAS RR TS 3.8s
REYNOLDS WND FR LR 3.6s	
REYNOLDS WND RR LR 3.9s	

CONCERT HALLS

SAN FRANCISCO HALL



M-S Presets (Stereo)

S-S Presets (True Stereo)

San Francisco Hall ST FR 3.4s

San Francisco Hall ST RR 3.4s

CONCERT HALLS

SO CAL ORCHESTRAL HALL



M-S Presets (Stereo)

S-S Presets (True Stereo)

S. Cal. Hall Brass ST FR 3.4s
S. Cal. Hall Brass ST RR 3.3s
S. Cal. Hall Choir ST FR 3.4s
S. Cal. Hall Choir ST RR 3.7s
S. Cal. Hall Deep Stage ST FR 3.3s
S. Cal. Hall Deep Stage ST RR 3.5s
S. Cal. Hall Full Orc ST FR 3.5s
S. Cal. Hall Full Orc ST RR 3.8s
S. Cal. Hall Harp Tuba ST FR 3.4s
S. Cal. Hall Harp Tuba ST RR 3.3s
S. Cal. Hall Mid Stage ST FR 3.5s
S. Cal. Hall Mid Stage ST RR 3.4s
S. Cal. Hall Orc Perc C ST FR 3.3s
S. Cal. Hall Orc Perc C ST RR 3.4s
S. Cal. Hall Orc Perc ST FR 3.3s
S. Cal. Hall Orc Perc ST RR 3.4s
S. Cal. Hall Solo Piano C ST FR 3.2s

continued...

CONCERT HALLS	
SO CAL ORCHESTRAL HALL	
M-S Presets (Stereo)	S-S Presets (True Stereo)
S. Cal. Hall Solo Piano C ST RR 3.5s	
S. Cal. Hall Strings ST FR 3.4s	
S. Cal. Hall Strings ST RR 3.3s	
S. Cal. Hall Winds ST FR 3.3s	
S. Cal. Hall Winds ST RR 3.4s	
-	
S. Cal. Hall F. Horn ST FR 3.4s	
S. Cal. Hall F. Horn ST RR 3.3s	
S. Cal. Hall Harp ST FR 3.4s	
S. Cal. Hall Harp ST RR 3.3s	
S. Cal. Hall Perc L ST FR 3.4s	
S. Cal. Hall Perc L ST RR 3.3s	
S. Cal. Hall Perc R ST FR 3.4s	
S. Cal. Hall Perc R ST RR 3.3s	
S. Cal. Hall Tpt_Tbn ST FR 3.4s	
S. Cal. Hall Tpt_Tbn ST RR 3.3s	
S. Cal. Hall Tuba ST FR 3.4s	
S. Cal. Hall Tuba ST RR 3.3s	
S. Cal. Hall Vc_Db ST FR 3.4s	
S. Cal. Hall Vc_Db ST RR 3.3s	
S. Cal. Hall Vln_Vla ST FR 3.4s	
S. Cal. Hall Vln_Vla ST RR 3.3s	
	S. Cal. Hall Brass TS FR 3.4s
	S. Cal. Hall Brass TS RR 3.3s
	S. Cal. Hall Choir TS FR 3.4s
	S. Cal. Hall Choir TS RR 3.7s
	S. Cal. Hall Deep Stage TS FR 3.3s
	S. Cal. Hall Deep Stage TS RR 3.5s
	S. Cal. Hall Full Orc TS FR 3.5s
	S. Cal. Hall Full Orc TS RR 3.8s
	S. Cal. Hall Harp Tuba TS FR 3.4s
	S. Cal. Hall Harp Tuba TS RR 3.3s

continued...

CONCERT HALLS**SO CAL ORCHESTRAL HALL**

M-S Presets (Stereo)	S-S Presets (True Stereo)
	S. Cal. Hall Mid Stage TS FR 3.5s
	S. Cal. Hall Mid Stage TS RR 3.4s
	S. Cal. Hall Orc Perc TS FR 3.3s
	S. Cal. Hall Orc Perc TS RR 3.4s
	S. Cal. Hall Strings TS FR 3.4s
	S. Cal. Hall Strings TS RR 3.3s

COURTYARD

MALIBU STONE COURTYARD



M-S Presets (Stereo)

S-S Presets (True Stereo)

Malibu Stone Courtyard ST FR 0.9s

Malibu Stone Courtyard ST RR 0.9s

Malibu Stone Courtyard ST FR 0.9s

Malibu Stone Courtyard ST RR 0.9s

DIGITAL

CLASSIC DIGITAL



M-S Presets (Stereo)	S-S Presets (True Stereo)
Classic Digital A ST .7s	
Classic Digital A ST 1.0s	
Classic Digital A ST 1.2s	
Classic Digital A ST 2.3s	
Classic Digital A ST 3.2s	
Classic Digital B ST .7s	
Classic Digital B ST 1.0s	
Classic Digital B ST 1.2s	
Classic Digital B ST 2.3s	
Classic Digital B ST 3.2s	
Classic Digital C ST 2.7s	
Classic Digital C ST 3.2s	
Classic Digital C ST 4.8s	
Classic Digital C ST 10.2s	
Classic Digital D ST .8s	
Classic Digital D ST 1.5s	
Classic Digital D ST 2.6s	
Classic Digital D ST 7.5s	

DIGITAL

DIGITAL HOLLYWOOD HALL



M-S Presets (Stereo)

S-S Presets (True Stereo)

Digital Hollywood Hall ST 2.7s
Digital Hollywood Hall ST 3.8s
Digital Hollywood Hall ST 5.2s

DIGITAL

GATED ROOM REVERB



model rmx 16: digital reverberation system : advanced music systems : burnley, england


M-S Presets (Stereo)

S-S Presets (True Stereo)

GRM 01 ST 0.35s	
GRM 02 ST 0.5s	
GRM 03 ST 0.5s	
GRM 04 ST 0.5s	
GRM 05 ST 0.6s	
GRM 06 ST 0.6s	
GRM 07 ST 0.6s	
GRM 08 ST 0.7s	
GRM 09 ST 0.8s	
GRM 10 ST 0.8s	
GRM 11 ST 0.8s	
GRM 12 ST 0.9s	
GRM 13 ST 1.0s	
GRM 14 ST 1.2s	

DIGITAL

PLANETARY MANIFESTATIONS



M-S Presets (Stereo)	S-S Presets (True Stereo)
Planetary 1 ST FR 10.8s	
Planetary 2 ST FR 12.4s	
Planetary 3 ST FR 12.8s	
Planetary 4 ST FR 16.0s	
Planetary 5 ST FR 9.6s	
Planetary 6 ST FR 7.6s	
Planetary 7 ST FR 10.8s	
Planetary 8 ST FR 12.8s	
Planetary 9 ST FR 14.4s	
	Planetary 1 TS FR 10.8s
	Planetary 2 TS FR 12.4s
	Planetary 3 TS FR 12.8s
	Planetary 4 TS FR 16.0s
	Planetary 5 TS FR 9.6s
	Planetary 6 TS FR 7.6s
	Planetary 7 TS FR 10.8s
	Planetary 8 TS FR 12.8s
	Planetary 9 TS FR 14.4s

DIGITAL

VOCAL DIGITAL



M-S Presets (Stereo)

S-S Presets (True Stereo)

Vocal Digital 1 ST FR 4.4s	
Vocal Digital 2 ST FR 6.4s	
Vocal Digital 3 ST FR 5.2s	
	Vocal Digital 1 TS FR 4.4s
	Vocal Digital 2 TS FR 6.4s
	Vocal Digital 3 TS FR 5.2s

FORESTS

HAMBURG FOREST



M-S Presets (Stereo)

S-S Presets (True Stereo)

	Hamburg Forest A TS FR 0.9s
	Hamburg Forest A TS RR 0.9s
	Hamburg Forest B TS FR 0.9s
	Hamburg Forest B TS RR 0.9s
	Hamburg Forest C TS FR 0.9s
	Hamburg Forest C TS RR 0.9s
	-
	Hamburg Forest A TS FR 1.0s
	Hamburg Forest A TS RR 1.0s
	Hamburg Forest B TS FR 1.0s
	Hamburg Forest B TS RR 1.0s
	Hamburg Forest C TS FR 1.0s
	Hamburg Forest C TS RR 1.0s
	-
	Hamburg Lake Forest A TS FR 1.6s
	Hamburg Lake Forest A TS RR 1.6s
	Hamburg Lake Forest B TS FR 1.6s

continued...

FORESTS	
HAMBURG FOREST	
M-S Presets (Stereo)	S-S Presets (True Stereo)
	Hamburg Lake Forest B TS RR 1.6s
	Hamburg Lake Forest C TS FR 1.6s
	Hamburg Lake Forest C TS RR 1.6s
	-
	Hamburg Lake Forest A TS FR 2.2s
	Hamburg Lake Forest A TS RR 2.2s
	Hamburg Lake Forest B TS FR 2.2s
	Hamburg Lake Forest B TS RR 2.2s
	Hamburg Lake Forest C TS FR 2.2s
	Hamburg Lake Forest C TS RR 2.2s

FORESTS

HAMBURG LAKE FOREST



M-S Presets (Stereo)	S-S Presets (True Stereo)
	Hamburg Lake Forest A TS FR 1.6s
	Hamburg Lake Forest A TS RR 1.6s
	Hamburg Lake Forest B TS FR 1.6s
	Hamburg Lake Forest B TS RR 1.6s
	Hamburg Lake Forest C TS FR 1.6s
	Hamburg Lake Forest C TS RR 1.6s
	-
	Hamburg Lake Forest A TS FR 2.2s
	Hamburg Lake Forest A TS RR 2.2s
	Hamburg Lake Forest B TS FR 2.2s
	Hamburg Lake Forest B TS RR 2.2s
	Hamburg Lake Forest C TS FR 2.2s
	Hamburg Lake Forest C TS RR 2.2s

OPERA HOUSE

WAR MEMORIAL OPERA HOUSE [NEW]



M-S Presets (Stereo)	S-S Presets (True Stereo)
WAR MEM OPERA BRASS FR L 2.7s	
WAR MEM OPERA BRASS FR R 2.7s	
WAR MEM OPERA BRASS RR L 2.7s	
WAR MEM OPERA BRASS RR R 2.7s	
	WAR MEM OPERA BRASS FR TS 2.7s
	WAR MEM OPERA BRASS RR TS 2.7s
WAR MEM OPERA CHOIR FR L 2.7s	
WAR MEM OPERA CHOIR FR R 2.7s	
WAR MEM OPERA CHOIR RR L 2.7s	
WAR MEM OPERA CHOIR RR R 2.7s	
	WAR MEM OPERA CHOIR FR TS 2.7s
	WAR MEM OPERA CHOIR RR TS 2.7s
WAR MEM OPERA PERC FR L 2.7s	
WAR MEM OPERA PERC FR R 2.7s	
WAR MEM OPERA PERC RR L 2.7s	
WAR MEM OPERA PERC RR R 2.7s	
	WAR MEM OPERA PERC FR TS 2.7s

continued...

EASTWEST SPACES //

OPERA HOUSE	
WAR MEMORIAL OPERA HOUSE [NEW]	
M-S Presets (Stereo)	S-S Presets (True Stereo)
	WAR MEM OPERA PERC RR TS 2.7s
WAR MEM OPERA SOLO FR L 2.7s	
WAR MEM OPERA SOLO FR LR 2.7s	
WAR MEM OPERA SOLO FR R 2.7s	
WAR MEM OPERA SOLO RR L 2.7s	
WAR MEM OPERA SOLO RR LR 2.7s	
WAR MEM OPERA SOLO RR R 2.7s	
	WAR MEM OPERA SOLO FR TS 2.7s
	WAR MEM OPERA SOLO RR TS 2.7s
WAR MEM OPERA STRNGS_WNDS FR L 2.7s	
WAR MEM OPERA STRNGS_WNDS FR R 2.7s	
WAR MEM OPERA STRNGS_WNDS RR L 2.7s	
WAR MEM OPERA STRNGS_WNDS RR R 2.7s	
	WAR MEM OPERA STRNGS_WNDS FR TS 2.7s
	WAR MEM OPERA STRNGS_WNDS RR TS 2.7s

PARKING GARAGES

SM PARKING GARAGE



M-S Presets (Stereo)

S-S Presets (True Stereo)

SM Parking Garage ST FR 3.5s

SM Parking Garage ST RR 3.5s

SM Parking Garage TS FR 3.5s

SM Parking Garage TS RR 3.5s

PARKING GARAGES

WLA PARKING GARAGE



M-S Presets (Stereo)

S-S Presets (True Stereo)

WLA Parking Garage ST FR 3.7s

WLA Parking Garage ST RR 3.7s

WLA Parking Garage TS FR 3.7s

WLA Parking Garage TS RR 3.7s

PLATES

CLASSIC ROCK PLATE [NEW]



M-S Presets (Stereo)

S-S Presets (True Stereo)

CLSC ROCK PLATE .7s

CLSC ROCK PLATE .9s

CLSC ROCK PLATE 1.1s

CLSC ROCK PLATE 1.2s

CLSC ROCK PLATE 1.4s

CLSC ROCK PLATE 1.7s

CLSC ROCK PLATE 1.8s

CLSC ROCK PLATE 2.1s

CLSC ROCK PLATE 2.3s

CLSC ROCK PLATE 3.2s

CLSC ROCK PLATE 3.5s

PLATES

EW VINTAGE PLATES



M-S Presets (Stereo)	S-S Presets (True Stereo)
Bright Plate 01 ST 1.6s	
Bright Plate 02 ST 1.7s	
Bright Plate 03 ST 1.8s	
Bright Plate 04 ST 2.0s	
Bright Plate 05 ST 2.5s	
Bright Plate 06 ST 2.6s	
Bright Plate 07 ST 3.1s	
Bright Plate 08 ST 3.3s	
Bright Plate 09 ST 3.3s	
Bright Plate 10 ST 3.4s	
Bright Plate 11 ST 3.8s	
Bright Plate 12 ST 4.0s	
Bright Plate 13 ST 4.8s	
Bright Plate 14 ST 6.8s	
-	
Normal Plate 01 ST 1.1s	
Normal Plate 02 ST 1.2s	

continued...

PLATES	
EW VINTAGE PLATES	
M-S Presets (Stereo)	S-S Presets (True Stereo)
Normal Plate 03 ST 1.3s	
Normal Plate 04 ST 1.3s	
Normal Plate 05 ST 1.5s	
Normal Plate 06 ST 1.5s	
Normal Plate 07 ST 1.6s	
Normal Plate 08 ST 1.7s	
Normal Plate 09 ST 1.7s	
Normal Plate 10 ST 1.8s	
Normal Plate 11 ST 1.9s	
Normal Plate 12 ST 2.0s	
Normal Plate 13 ST 2.0s	
Normal Plate 14 ST 2.3s	
Normal Plate 15 ST 2.3s	
Normal Plate 16 ST 2.3s	
Normal Plate 17 ST 2.7s	
Normal Plate 18 ST 2.7s	
Normal Plate 19 ST 2.7s	
Normal Plate 20 ST 3.0s	
Normal Plate 21 ST 3.0s	
Normal Plate 22 ST 3.1s	
Normal Plate 23 ST 3.1s	
Normal Plate 24 ST 3.4s	
Normal Plate 25 ST 4.0s	
Normal Plate 26 ST 4.8s	
-	
Short Bright Plate 01 ST .6s	
Short Bright Plate 02 ST 1.0s	
Short Normal Plate 01 ST .6s	
Short Normal Plate 02 ST 1.0s	

ROCK ROOMS

LA BIG DRUM ROOMS



M-S Presets (Stereo)	S-S Presets (True Stereo)
Big Drum Room 0 ST FR 2.1s	
Big Drum Room 0 ST RR 2.1s	
Big Drum Room 1 ST FR 2.1s	
Big Drum Room 1 ST RR 2.1s	
Big Drum Room 3 ST FR 1.7s	
Big Drum Room 3 ST RR 2.1s	
Big Drum Room 4 ST FR 1.6s	
Big Drum Room 4 ST RR 1.6s	
Big Drum Room 6 ST FR 1.9s	
Big Drum Room 6 ST RR 2.1s	
Big Drum Room 8 ST FR 1.5s	
Big Drum Room 8 ST RR 1.5s	
Big Drum Room 9 ST FR 1.5s	
Big Drum Room 9 ST RR 1.5s	
	Big Drum Room 0 TS FR 2.1s
	Big Drum Room 0 TS RR 2.1s
	Big Drum Room 1 TS FR 2.1s

continued...

ROCK ROOMS	
LA BIG DRUM ROOMS	
M-S Presets (Stereo)	S-S Presets (True Stereo)
	Big Drum Room 1 TS RR 2.1s
	Big Drum Room 3 TS FR 1.7s
	Big Drum Room 3 TS RR 1.7s
	Big Drum Room 4 TS FR 1.6s
	Big Drum Room 4 TS RR 1.6s
	Big Drum Room 6 TS FR 1.9s
	Big Drum Room 6 TS RR 1.9s
	Big Drum Room 7 TS FR 2.1s
	Big Drum Room 7 TS RR 2.1s
	Big Drum Room 8 TS FR 1.5s
	Big Drum Room 8 TS RR 1.5s
	Big Drum Room 9 TS FR 1.5s
	Big Drum Room 9 TS RR 1.5s

ROCK ROOMS

LA SMALL DRUM ROOMS



M-S Presets (Stereo)

S-S Presets (True Stereo)

Small Drum Room 1 ST FR 1.3s	
Small Drum Room 1 ST RR 1.4s	
Small Drum Room 2 ST FR 1.5s	
Small Drum Room 2 ST RR 1.7s	
Small Drum Room 3 ST FR 1.0s	
Small Drum Room 3 ST RR 1.2s	
	Small Drum Room 1 TS FR 1.3s
	Small Drum Room 1 TS RR 1.4s
	Small Drum Room 2 TS FR 1.5s
	Small Drum Room 2 TS RR 1.7s
	Small Drum Room 3 TS FR 1.0s
	Small Drum Room 3 TS RR 1.2s

ROCK ROOMS

LA STUDIO DRUM ROOMS [NEW]



M-S Presets (Stereo)

S-S Presets (True Stereo)

LA DRUMS AKG Balcony .7

LA DRUMS Baby Fat .9

LA DRUMS Balcony Plus Chamber 1.2

LA DRUMS Big Bright .95

LA DRUMS Big Far .6

LA DRUMS Big Lively .9

LA DRUMS Big Overhead 1.1

LA DRUMS Bright and Woody .55

LA DRUMS Bright Subtle Gate .7

LA DRUMS Cave 1.1

LA DRUMS Mellow Gate 1.2

LA DRUMS Natural Overhead .4

LA DRUMS Natural Woody .9

LA DRUMS Natural Woody 1.2

LA DRUMS Studio 1 Vintage .9

LA DRUMS Studio 2 Riser .4


LA DRUMS Swimmy 1.2

continued...

ROCK ROOMS	
LA STUDIO DRUM ROOMS [NEW]	
M-S Presets (Stereo)	S-S Presets (True Stereo)
LA DRUMS Wood and Plaster 1.0	
LA DRUMS Wood and Plaster 1.5	
LA DRUMS Wood Slats .6	

SOLO VOCAL

SOLO VOCAL [NEW]



M-S Presets (Stereo)	S-S Presets (True Stereo)
SOLO VOCAL 1	3.8s
SOLO VOCAL 2	3.8s
SOLO VOCAL 3	3.8s
SOLO VOCAL 4	4s
SOLO VOCAL 5	4s
SOLO VOCAL 6	4.2s
SOLO VOCAL 7	4.2s
SOLO VOCAL 8	4.3s
SOLO VOCAL 9	4.5s
SOLO VOCAL 10	5s
SOLO VOCAL 11	5.5s
SOLO VOCAL 12	5.5s
SOLO VOCAL 13	5.5s
SOLO VOCAL 14	5.5s
SOLO VOCAL 15	5.8s
SOLO VOCAL 16	5.8s
SOLO VOCAL 17	6s

continued...

SOLO VOCAL	
SOLO VOCAL [NEW]	
M-S Presets (Stereo)	S-S Presets (True Stereo)
SOLO VOCAL 18	6s
SOLO VOCAL 19	3s plate chamber 1
SOLO VOCAL 20	3s plate chamber 2
SOLO VOCAL 21	3s plate chamber 3
SOLO VOCAL 22	3s plate chamber 4

STAGES

LA SCORING STAGE



M-S Presets (Stereo)	S-S Presets (True Stereo)
Burbank Scoring Stg Lrg ST FR 2.1s	
Burbank Scoring Stg Lrg ST RR 2.1s	
Burbank Scoring Stg Med ST FR 3.2s	
Burbank Scoring Stg Med ST RR 3.6	
Burbank Scoring Stg Sml ST FR 2.0s	
Burbank Scoring Stg Sml ST RR 2.0s	
Culver Scoring Stage 1 ST FR 2.1s	
Culver Scoring Stage 1 ST RR 2.1s	
Culver Scoring Stage 2 ST FR 2.0s	
Culver Scoring Stage 2 ST RR 2.2s	
Hollywood Scoring Stage ST FR 2.4s	
Hollywood Scoring Stage ST RR 2.3s	
	Burbank Scoring Stg Lrg TS FR 2.1s
	Burbank Scoring Stg Lrg TS RR 2.1s
	Burbank Scoring Stg Sml TS FR 2.0s
	Burbank Scoring Stg Sml TS RR 2.0s
	Hollywood Scoring Stage TS FR 2.4s
	Hollywood Scoring Stage TS RR 2.3s

STUDIOS

EW STUDIOS



M-S Presets (Stereo)	S-S Presets (True Stereo)
EMT 240 ST 2.4s	
EMT 240 ST 6.0s	
EW Chamber 2 ST 3.2s	
EW Chamber 3 ST 1.9s	
EW Sinatra Chamber ST 2.1s	
EW Studio 1 ST FR 1.8s	
EW Studio 1 ST RR 1.4s	
EW Studio 1 ST Wide 1.4s	
EW Studio 2 ST 0.9s	
Studio 1 Deca ST FR 1.2s	
Studio 1 Deca ST RR 1.2s	
Studio 1 Overhead ST 1.2s	
	EW Studio 1 TS FR 1.8s
	EW Studio 1 TS RR 1.4s
	EW Studio 1 TS Wide 1.4s
	EW Studio 2 TS 0.9s
	Studio 1 Deca TS FR 1.2s

SWIMMING HALL

BERLIN SWIMMING HALL



M-S Presets (Stereo)

S-S Presets (True Stereo)

Berlin Swimming Hall TS FR 6.4s

Berlin Swimming Hall TS RR 6.4s

TANKS

SM CONCRETE TANK



M-S Presets (Stereo)

S-S Presets (True Stereo)

SM Concrete Tank ST FR 3.2s

SM Concrete Tank ST RR 3.2s

SM Concrete Tank TS FR 3.2s

SM Concrete Tank TS RR 3.2s

TANKS

SM WATER TANK



M-S Presets (Stereo)

S-S Presets (True Stereo)

SM Water Tank ST FR 3.4s

SM Water Tank ST RR 3.4s

SM Water Tank TS FR 3.4s

SM Water Tank TS RR 3.4s

THE CATACOMBS

THE CATACOMBS [NEW]



M-S Presets (Stereo)

S-S Presets (True Stereo)

THE CATACOMB A FR LR 4.5s

THE CATACOMB A RR LR 4.5s

THE CATACOMB B FR LR 4.5s

THE CATACOMB B RR LR 4.5s

THE CATACOMB C FR LR 4.5s

THE CATACOMB C RR LR 4.5s

TRAIN STATIONS

LONG TUNNEL



M-S Presets (Stereo)

S-S Presets (True Stereo)

Long Tunnel ST FR 2.2s

Long Tunnel ST RR 2.4s

Long Tunnel TS FR 2.2s

Long Tunnel TS RR 2.4s

TRAIN STATIONS

UNION STATION [NEW]



M-S Presets (Stereo)

S-S Presets (True Stereo)

UNION STATION A FR LR 2.6s

UNION STATION A RR LR 2.6s

UNION STATION B FR LR 2.6s

UNION STATION B RR LR 2.6s

WAREHOUSES

ACME STORAGE



M-S Presets (Stereo)

S-S Presets (True Stereo)

	ACME Storage A TS FR .5s
	ACME Storage A TS RR .5s
	ACME Storage B TS FR .5s
	ACME Storage B TS RR .5s
	-
	ACME Storage A TS FR .8s
	ACME Storage A TS RR .8s
	ACME Storage B TS FR .8s
	ACME Storage B TS RR .8s
	-
	ACME Storage A TS FR 1.2s
	ACME Storage A TS RR 1.2s
	ACME Storage B TS FR 1.2s
	ACME Storage B TS RR 1.2s
	-
	ACME Storage A TS FR 2.0s
	ACME Storage A TS RR 2.0s
	ACME Storage B TS FR 2.0s
	ACME Storage B TS RR 2.0s

WAREHOUSES

COMPTON WAREHOUSE



M-S Presets (Stereo)	S-S Presets (True Stereo)
Compton Warehouse B ST FR 3.2s	
Compton Warehouse B ST RR 3.2s	
	Compton Warehouse A TS FR 3.2s
	Compton Warehouse A TS RR 3.2s
	Compton Warehouse B TS FR 3.2s
	Compton Warehouse B TS RR 3.2s

WAREHOUSES

544 MATEO [NEW]



M-S Presets (Stereo)	S-S Presets (True Stereo)
544 MATEO BALCONY FR L 1.5s	
544 MATEO BALCONY FR R 1.5s	
544 MATEO BALCONY RR L 1.5s	
544 MATEO BALCONY RR R 1.5s	
544 MATEO FLOOR FR L 1.5s	
544 MATEO FLOOR FR R 1.5s	
544 MATEO FLOOR RR L 1.5s	
544 MATEO FLOOR RR R 1.5s	
	544 MATEO BALCONY FR TS 1.5s
	544 MATEO BALCONY RR TS 1.5s
	544 MATEO FLOOR FR TS 1.5s
	544 MATEO FLOOR RR TS 1.5s

WAREHOUSES

WLA LOADING DOCK



M-S Presets (Stereo)

S-S Presets (True Stereo)

WLA Loading Dock ST FR 2.0s

WLA Loading Dock ST RR 2.0s

WLA Loading Dock TS FR 2.0s

WLA Loading Dock TS RR 2.0s

END USER LICENSE AGREEMENT

THE EASTWEST SOUNDS, INC. END USER LICENSE AGREEMENT GOVERNS THE USE OF EASTWEST, EASTWEST/QUANTUM LEAP, AND QUANTUM LEAP SOFTWARE, AUDIO CONTENT, AND OTHER INTELLECTUAL PROPERTY PROVIDED BY EASTWEST TO THE END USER. PLEASE READ THIS LICENSE AGREEMENT (“LICENSE”) CAREFULLY BEFORE USING THE EASTWEST SOFTWARE, AUDIO CONTENT, AND OTHER INTELLECTUAL PROPERTY, AS IT GOVERNS THE TERMS AND CONDITIONS OF YOUR USE.

BY USING THE EASTWEST SOFTWARE, AUDIO CONTENT, OR OTHER INTELLECTUAL PROPERTY, YOU ARE AGREEING TO BE BOUND BY THE TERMS OF THIS LICENSE. IF YOU DO NOT AGREE TO THE TERMS OF THIS LICENSE, DO NOT USE THE EASTWEST SOFTWARE, AUDIO CONTENT, OR OTHER INTELLECTUAL PROPERTY. IF YOU DO NOT AGREE TO THE TERMS OF THE LICENSE, YOU MAY RETURN THE EASTWEST SOFTWARE, AUDIO CONTENT, AND INTELLECTUAL PROPERTY TO THE PLACE WHERE YOU OBTAINED IT FOR A REFUND. YOU MUST RETURN THE ENTIRE PACKAGE IN ORDER TO OBTAIN A REFUND. IF THE EASTWEST SOFTWARE, AUDIO CONTENT, OR INTELLECTUAL PROPERTY WERE ACCESSED ELECTRONICALLY AND YOU DO NOT AGREE TO THE LICENSE, SIMPLY CLICK “DECLINE”.

IMPORTANT NOTE: The software, audio content, and other intellectual property provided by EastWest to you may be used by you to create your own original works pursuant to the terms and conditions of this License. You may not use, distribute, or broadcast any of the software, audio content, or other intellectual property in any manner not expressly permitted by this License. If you are uncertain about your rights to use the software, audio content, or other intellectual property, you should contact your legal advisor before proceeding.

1. General. The EASTWEST SOFTWARE (without limit, the software, scripts, audio content, audio loops, sound files, samples, impulse responses, audio processing tools, images, formulas, designs, inventions, works, documentation, fonts, and other intellectual property whether on disk, in read only memory, on any other media or in any other form) provided to you is licensed, not sold, to you by EAST WEST SOUNDS, Inc. (“EASTWEST”) for use only under the terms of this License, and EASTWEST reserves all rights not expressly granted to you. You own the media on which EASTWEST SOFTWARE is recorded but EASTWEST and/or EASTWEST’s licensor(s) retain ownership of the EASTWEST SOFTWARE itself. The terms of this License will govern any EASTWEST SOFTWARE upgrades provided by EASTWEST that replace and/or supplement the original EASTWEST SOFTWARE, unless such upgrade is accompanied by a separate license, in which case the terms of that license will govern. Title and intellectual property rights in and to any content displayed by or accessed through the EASTWEST SOFTWARE belongs to the respective content owner. Such content may be protected by copyright or other intellectual property laws and treaties, and may be subject to terms of use of the third party providing such content.

2. Permitted License Uses and Restrictions. You are granted a limited non-exclusive license to use the EASTWEST SOFTWARE as follows, subject to all other terms and conditions of this License:

A. You may install and use one copy of the EASTWEST SOFTWARE on one computer. You will be required to purchase, authorize and use a Pace iLok security key (not included) or other security protection EASTWEST includes to access the EASTWEST SOFTWARE. You may not make the EASTWEST SOFTWARE available over a network where it could be used by multiple computers or users at the same time. You may make one copy of the EASTWEST SOFTWARE in machine-readable form for backup purposes only; provided that the backup copy must include all copyright or other proprietary notices contained on the original.

B. You may use the EASTWEST SOFTWARE to create your own original music compositions or soundtracks for your film, video, music, and audio projects, and you may broadcast and/or distribute your own original music compositions or soundtracks that were created using EASTWEST SOFTWARE.

C. You may not use the EASTWEST SOFTWARE to create sounds or other content for any kind of synthesizer, virtual instrument, sample library, sample-based product, musical instrument, or competitive product. You may not license, sell, or distribute (commercially or otherwise) either the EASTWEST SOFTWARE or any portion or component parts of the EASTWEST SOFTWARE on a standalone basis or repackage and sell, license, or distribute either the EASTWEST SOFTWARE or any portion or component parts of the EASTWEST SOFTWARE on a standalone basis.

D. You may use the EASTWEST SOFTWARE to compose original music compositions or soundtracks; or for a Production Music Library, also known as stock music or library music (original compositions or soundtracks created entirely by you using the EASTWEST SOFTWARE that you, in turn, license as an original composition or soundtrack to third parties for use in film, television, radio, or other media), provided the completed composition or soundtrack is created solely by you.

E. You may use any included EASTWEST SOFTWARE Audio Loops (compositions that contain a combination of sound samples that can be repeated to form a continuous piece of music) for a Production Music Library, also known as stock music or library music (original compositions or soundtracks created entirely by you using the EASTWEST SOFTWARE that you, in turn, license as an original composition or soundtrack to third parties for use in film, television, radio, or other media), subject to the following terms and conditions: (1) the Audio Loops must be used in a musical context with at least two other instruments that contribute significantly to the composition; and (2) The entire Audio Loop cannot be left exposed at any time in the composition. If you have any doubt a composition or soundtrack by you meets the foregoing criteria, you may submit the composition to licensing@eastwestsounds.com for written approval. Please do not send audio or MP3 files, send us a link to your composition on your web server.

F. You may not, and you agree not to, or to enable others to, copy (except as and only to the extent permitted in this License), decompile, reverse engineer, disassemble, attempt

to derive the source code of, decrypt, modify, or create derivative works of the EASTWEST SOFTWARE or any part thereof (except as and only to the extent any foregoing restriction is prohibited by applicable law).

3. Transfer Restriction: A right to use the EASTWEST SOFTWARE is granted to the original end-user of the product (Licensee) and is NOT transferable. You may not rent, lease, lend, sell, redistribute or sublicense the EASTWEST SOFTWARE.

Updates and Upgrades: If an EASTWEST SOFTWARE update completely replaces (full install) a previously licensed version of the EASTWEST SOFTWARE, you may not use both versions of the EASTWEST SOFTWARE at the same time nor may you transfer them separately.

Not for Resale (NFR) Copies: Notwithstanding other sections of this License, EASTWEST SOFTWARE labeled or otherwise provided to you for development or on a promotional basis may only be used for development, demonstration, testing and evaluation purposes and may NOT be used for any revenue generating activity that includes the use of the EASTWEST SOFTWARE without the written consent of EASTWEST. If you are not sure which license type you own (LICENSE / NFR), please check your iCloud or other identified security account or contact licensing@eastwestsounds.com.

Educational Copies: You must be an Eligible Educational End User to use the EASTWEST SOFTWARE. "Eligible Educational End Users" means students, faculty, staff and administration attending and/or working at an educational institutional facility (i.e., college campus, public or private K-12 schools). EASTWEST SOFTWARE provided for this purpose may NOT be used for any revenue generating activity that includes the use of the EASTWEST SOFTWARE without the written consent of EASTWEST.

4. Consent to Use of Data. You agree that EASTWEST and its subsidiaries may collect and use technical and related information, including but not limited to technical information about your computer, system and application software, and peripherals, that is gathered periodically to facilitate the provision of software updates, security, product support and other services to you (if any) related to the EASTWEST SOFTWARE, and to verify compliance with the terms of this License. EASTWEST may use this information, as long as it is in a form that does not personally identify you, to improve our products or to provide services or technologies to you.

5. Termination. This License is effective until terminated. Your rights under this License will terminate automatically without notice from EASTWEST if you fail to comply with any term(s) of this License. Upon the termination of this License, you shall cease all use of the EASTWEST SOFTWARE and destroy all copies, full or partial, of the EASTWEST SOFTWARE.

6. Limited Warranty on Media. EASTWEST warrants the media on which the EASTWEST SOFTWARE is recorded and delivered by EASTWEST to be free from defects in materials and workmanship under normal use for a period of ninety (90) days from the date of the original purchase. Your exclusive remedy under this Section shall be, at EASTWEST's option, a refund of the purchase price of the product containing the EASTWEST SOFTWARE.

WARE or replacement of the EASTWEST SOFTWARE that is returned to EASTWEST or an EASTWEST authorized representative with a copy of the original receipt. THIS LIMITED WARRANTY AND ANY IMPLIED WARRANTIES ON THE MEDIA INCLUDING, BUT NOT LIMITED TO, THE IMPLIED WARRANTIES OF MERCHANTABILITY, OF SATISFACTORY QUALITY, AND OF FITNESS FOR A PARTICULAR PURPOSE, ARE LIMITED IN DURATION TO NINETY (90) DAYS FROM THE DATE OF ORIGINAL PURCHASE. SOME JURISDICTIONS DO NOT ALLOW LIMITATIONS ON HOW LONG AN IMPLIED WARRANTY LASTS, SO THE ABOVE LIMITATION MAY NOT APPLY TO YOU. THE LIMITED WARRANTY SET FORTH HEREIN IS THE ONLY WARRANTY MADE TO YOU AND IS PROVIDED IN LIEU OF ANY OTHER WARRANTIES (IF ANY) CREATED BY ANY DOCUMENTATION OR PACKAGING. THIS LIMITED WARRANTY GIVES YOU SPECIFIC LEGAL RIGHTS, AND YOU MAY ALSO HAVE OTHER RIGHTS THAT VARY BY JURISDICTION.

7. Disclaimer of Warranties. YOU EXPRESSLY ACKNOWLEDGE AND AGREE THAT, TO THE EXTENT PERMITTED BY APPLICABLE LAW, USE OF THE EASTWEST SOFTWARE IS AT YOUR SOLE RISK AND THAT THE ENTIRE RISK AS TO SATISFACTORY QUALITY, PERFORMANCE, ACCURACY AND EFFORT IS WITH YOU. EXCEPT FOR THE LIMITED WARRANTY ON MEDIA SET FORTH ABOVE AND TO THE MAXIMUM EXTENT PERMITTED BY APPLICABLE LAW, THE EASTWEST SOFTWARE IS PROVIDED "AS IS", WITH ALL FAULTS AND WITHOUT WARRANTY OF ANY KIND, AND EASTWEST AND EASTWEST'S LICENSORS (COLLECTIVELY REFERRED TO AS "EASTWEST" FOR THE PURPOSES OF SECTIONS 7 AND 8) HEREBY DISCLAIM ALL WARRANTIES AND CONDITIONS WITH RESPECT TO THE EASTWEST SOFTWARE, EITHER EXPRESS, IMPLIED OR STATUTORY, INCLUDING, BUT NOT LIMITED TO, THE IMPLIED WARRANTIES AND/OR CONDITIONS OF MERCHANTABILITY, OF SATISFACTORY QUALITY, OF FITNESS FOR A PARTICULAR PURPOSE, OF ACCURACY, OF QUIET ENJOYMENT, AND NON-INFRINGEMENT OF THIRD PARTY RIGHTS. EASTWEST DOES NOT WARRANT AGAINST INTERFERENCE WITH YOUR ENJOYMENT OF THE EASTWEST SOFTWARE, THAT THE FUNCTIONS CONTAINED IN THE EASTWEST SOFTWARE WILL MEET YOUR REQUIREMENTS, THAT THE OPERATION OF THE EASTWEST SOFTWARE WILL BE UNINTERRUPTED OR ERROR-FREE, OR THAT DEFECTS IN THE EASTWEST SOFTWARE WILL BE CORRECTED. YOU FURTHER ACKNOWLEDGE THAT THE EASTWEST SOFTWARE IS NOT INTENDED OR SUITABLE FOR USE IN SITUATIONS OR ENVIRONMENTS WHERE THE FAILURE OF, OR ERRORS OR INACCURACIES IN THE CONTENT, DATA OR INFORMATION PROVIDED BY THE EASTWEST SOFTWARE COULD LEAD TO DEATH, PERSONAL INJURY, OR SEVERE PHYSICAL OR ENVIRONMENTAL DAMAGE, INCLUDING WITHOUT LIMITATION THE OPERATION OF NUCLEAR FACILITIES, AIRCRAFT NAVIGATION OR COMMUNICATION SYSTEMS, AIR TRAFFIC CONTROL, LIFE SUPPORT OR WEAPONS SYSTEMS. NO ORAL OR WRITTEN INFORMATION OR ADVICE GIVEN BY EASTWEST OR AN EASTWEST AUTHORIZED REPRESENTATIVE SHALL CREATE A WARRANTY. SHOULD THE EASTWEST SOFTWARE PROVE DEFECTIVE, YOU ASSUME THE ENTIRE COST OF ALL NECESSARY SERVICING, REPAIR OR CORRECTION. SOME JURISDICTIONS DO NOT ALLOW THE EXCLUSION OF IMPLIED WARRANTIES OR LIMITATIONS ON APPLICABLE STATUTORY RIGHTS OF A CONSUMER, SO THE ABOVE EXCLUSION AND LIMITATIONS MAY NOT APPLY TO YOU.

8. Limitation of Liability. TO THE EXTENT NOT PROHIBITED BY LAW, IN NO EVENT SHALL EASTWEST BE LIABLE FOR PERSONAL INJURY, OR ANY INCIDENTAL, SPECIAL, INDIRECT OR CONSEQUENTIAL DAMAGES WHATSOEVER, INCLUDING, WITHOUT LIMITATION, DAMAGES FOR LOSS OF PROFITS, LOSS OF DATA, BUSINESS INTERRUPTION OR ANY OTHER COMMERCIAL DAMAGES OR LOSSES, ARISING OUT OF OR RELATED TO YOUR USE OR INABILITY TO USE THE EASTWEST SOFTWARE, HOWEVER CAUSED, REGARDLESS OF THE THEORY OF LIABILITY (CONTRACT, TORT OR OTHERWISE) AND EVEN IF EASTWEST HAS BEEN ADVISED OF THE POSSIBILITY OF SUCH DAMAGES. SOME JURISDICTIONS DO NOT ALLOW THE LIMITATION OF LIABILITY FOR PERSONAL INJURY, OR OF INCIDENTAL OR CONSEQUENTIAL DAMAGES, SO THIS LIMITATION MAY NOT APPLY TO YOU. In no event shall EASTWEST's total liability to you for all damages (other than as may be required by applicable law in cases involving personal injury) exceed the amount of fifty dollars (\$50.00). The foregoing limitations will apply even if the above stated remedy fails of its essential purpose.

9. Export Control. You may not use or otherwise export or reexport the EASTWEST SOFTWARE except as authorized by United States law and the laws of the jurisdiction in which the EASTWEST SOFTWARE was obtained. In particular, but without limitation, the EASTWEST SOFTWARE may not be exported or reexported (a) into any U.S. embargoed countries or (b) to anyone on the U.S. Treasury Department's list of Specially Designated Nationals or the U.S. Department of Commerce Denied Person's List or Entity List. By using the EASTWEST SOFTWARE, you represent and warrant that you are not located in any such country or on any such list. You also agree that you will not use the EASTWEST SOFTWARE or any purposes prohibited by United States law, including, without limitation, the development, design, manufacture or production of missiles, nuclear, chemical or biological weapons.

10. Government End Users. The EASTWEST SOFTWARE and related documentation are "Commercial Items", as that term is defined at 48 C.F.R. §2.101, consisting of "Commercial Computer Software" and "Commercial Computer Software Documentation", as such terms are used in 48 C.F.R. §12.212 or 48 C.F.R. §227.7202, as applicable. Consistent with 48 C.F.R. §12.212 or 48 C.F.R. §227.7202-1 through 227.7202-4, as applicable, the Commercial Computer Software and Commercial Computer Software Documentation are being licensed to U.S. Government end users (a) only as Commercial Items and (b) with only those rights as are granted to all other end users pursuant to the terms and conditions herein. Unpublished-rights reserved under the copyright laws of the United States.

11. Controlling Law and Severability. This License will be governed by and construed in accordance with the laws of the State of California, as applied to agreements entered into and to be performed entirely within California between California residents. This License shall not be governed by the United Nations Convention on Contracts for the International Sale of Goods, the application of which is expressly excluded. If for any reason a court of competent jurisdiction finds any provision, or portion thereof, to be unenforceable, the remainder of this License shall continue in full force and effect.

12. Complete Agreement; Governing Language. This License constitutes the entire agreement between the parties with respect to the use of the EASTWEST SOFTWARE licensed hereunder and supersedes all prior or contemporaneous understandings regarding such subject matter. No amendment to or modification of this License will be binding unless in writing and signed by EASTWEST. Any translation of this License is done for local requirements and in the event of a dispute between the English and any non-English versions, the English version of this License shall govern.

13. Third Party Software and Service Terms and Conditions. Portions of the EASTWEST SOFTWARE utilize or include third party software and other copyrighted material. Acknowledgements, licensing terms and disclaimers for such material are contained in the “online” electronic documentation for the EASTWEST SOFTWARE, and your use of such material is governed by their respective terms.